


# PLAY

Attrezzature da gioco




INCLUDING  
PLANNING  
TOOLS






**I nostri partner sono leader nella realizzazione di aree da gioco, fitness e sport.**

Insieme a loro diamo alle aree gioco un significato più profondo e un'ampia gamma di benefici per i bambini, oltre al semplice divertimento e alla gioia. Diamo vita alle aree gioco con una gamma innovativa e inclusiva di prodotti originali e tematici, progettati per soddisfare le esigenze e le aspettative di tutti i bambini, dai più piccoli ai ragazzi, fino agli adolescenti.



**Parchi giochi non sono solo il massimo del divertimento per i bambini, ma un luogo dove possono sviluppare le loro capacità motorie, psicomotorie e sociali.**







**CRESCERE  
ATTRAVERSO  
IL GIOCO**

Vogliamo ispirare e incoraggiare tutti i bambini a muoversi e a unirsi al gioco!

**PER TUTTE LE  
ABILITÀ**

integrazione di bambini  
indipendentemente dalle loro  
capacità fisiche e psichiche  
collaborazione con università  
studi pedagogici sullo sviluppo  
dei bambini ed adolescenti







## GIOCARE NATURALMENTE

legni certificati PEFC  
produzione sostenibile  
rispetto della natura e del  
benessere dell'uomo



## OCCHIO ALLA QUALITÀ ED ALLA SICUREZZA

giochi sicuri ed certificati  
conformi alle normative dei  
giochi  
durabilità garantita





## NUOVE TECNOLOGIE

giochi computerizzati  
movimento  
sperimentazione  
creazione

## DESIGN INNOVAZIONE

innovazione significativa  
una nuova generazione  
creativa di giochi  
qualità, sicurezza, durata





## GARANZIE E RICAMBI

pezzi di ricambi garantiti per 10 anni dopo l'uscita di produzione del prodotto

20 anni

- strutture e componenti in acciaio
- elementi realizzati in laminato ad alta pressione (HPL)
- parti trattati a Linax

15 anni

- componenti in alluminio
- componenti in plastica rinforzata con fibra di vetro

10 anni

- componenti in legno trattati con pre-servante senza contatto con il suolo
- componenti in legno trattati con preservante a contatto con il suolo (in Europa)
- componenti in cemento
- finitura superficiale di componenti in acciaio e alluminio
- impugnature per arrampicata

5 anni

- componenti in legno trattati con preservante a contatto con il suolo (fuori dall'Europa)
- componenti in legno non trattati con preservante
- componenti in plastica e fibra di vetro
- reti e corde rinforzate in acciaio
- molle
- parti in jatoba

3 anni

- parti in gomma o rivestite in gomma, componenti in poliuretano
- parti in movimento (malfunzionamento)
- corpi in legno di attrezzature a molla
- cavi, catene in acciaio
- finitura superficiale di componenti diversi da acciaio e alluminio
- pannelli di compensato verniciati o rivestiti
- parti in legno con verniciatura ma senza manutenzione (arredo parco)

1 anno

- reti e corde nei prodotti sportivi
- elementi tessili
- componenti con rivestimento in gesso
- componenti elettronici





## PARTNER A 360°

consulenza  
progettazione  
installazione  
manutenzione

LA SOLUZIONE  
ADATTA  
PER OGNI  
LUOGO  
DI  
INTERVENTO



SOLUZIONI  
per le città e per  
luoghi pubblici



SOLUZIONI  
per scuole ed asili




SOLUZIONI  
per camping,  
hotel, vilaggi  
turistici



SOLUZIONI  
per centri sportivi



SOLUZIONI  
per ospedali,  
centri di  
riabilitazione



SOLUZIONI  
per parchi di  
divertimento



# AREE DA GIOCO SU MISURA

AREE DA GIOCO UNICI SU MISURA SECONDO LE VOSTRE ESIGENZE

## Volete creare qualcosa di più di un parco giochi normale?

Una grande esperienza che attiri visitatori anche da lontano? Scatenate la vostra immaginazione quando progettate un parco giochi di destinazione. Scatenatevi, impazzite e divertitevi! Al resto pensiamo noi.

### Design scultoreo o a tema?

Offriamo due direzioni di progettazione distinte che accenderanno la vostra immaginazione e daranno vita al vostro progetto:

**Il design scultoreo** si integra perfettamente con l'ambiente architettonico. Immaginate una struttura che diventa un'opera d'arte, sia come punto di riferimento e che si integra armoniosamente con l'ambiente circostante.

Possiamo anche iniziare a raccontare una storia e a creare **un progetto a tema** per chi cerca un'avventura coinvolgente. Immaginate di entrare in un mondo di pirati, in cui ogni angolo è un nuovo capitolo che aspetta di essere esplorato.







## Tema del parco giochi parco giochi

C'è una storia che potrebbe ispirare il design o la scelta dei prodotti?

## Budget

Nei parchi pubblici il budget viene normalmente assegnato sulla base delle conoscenze e degli studi di fattibilità dei funzionari comunali. Se i costi di sviluppo superano il budget potrebbe essere consigliabile rivedere il piano per costruire il progetto.



4.

## Iniziare con i prodotti / funzioni

- Altalene, con seggiolini per bambini / normali
- Altalena a nido d'uccello
- Giochi a molla per utenti singoli e multipli
- Scivoli, di diverse altezze
- Struttura per arrampicarsi
- Giostra
- Pannelli di gioco su torri (per bambini piccoli)
- Sabbiera (abbastanza grande o più sabbie)
- Attrezzature per l'equilibrio
- Casette ecc.

5.

## Attrezzature / attività

- arrampicarsi
- scivolare
- dondolare
- appendersi
- nascondersi
- equilibrio
- saltare e rimbalzare

6.

3.



2.

## Utenti / target


Chi utilizzerà il parco giochi? Qual è la demografia delle persone che vivono nelle vicinanze del parco giochi?

- Bambini
- 0-2 anni
- 2-5 anni
- 5-12 anni
- Bambini con esigenze speciali
- Adolescenti
- Quanti bambini deve ospitare il parco giochi in qualsiasi momento? (Capacità)
- C'è la possibilità di includere attrezzature anche per gli adulti (palestra / fitness / sport per anziani)
- Ci sono utenti passivi?

1.

## Pianificazione dell'area

- Dimensioni e forma dell'area totale
- Descrizione dei dintorni (parco, case, negozi, ecc.)
- Direzione della luce / dell'irraggiamento solare
- Alberi o altre ombre esistenti e rimanenti nel parco
- Quali norme o requisiti locali devono essere presi in considerazione?
- Quali attrezzature esistenti devono essere mantenute?
- L'attrezzatura esistente è stata verificata in base agli standard e alle linee guida attuali e, in caso contrario, quando verrà effettuata?



# COME PIANIFICARE UN'AREA DA GIOCO



**Attrezzature:**  
 Funzioni di gioco variabili / Sensoriali

- Tattile
- Uditivo
- Visivo
- Interazione con gli elementi naturali
- luoghi accoglienti

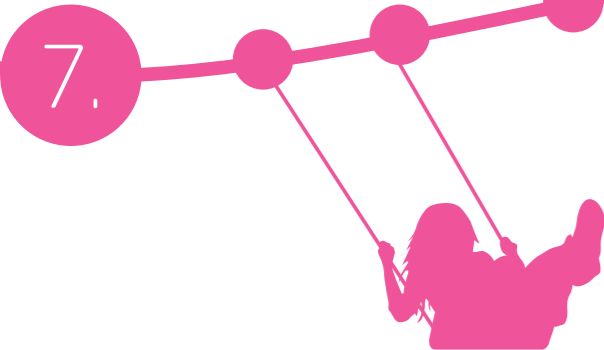


L'area da gioco è inclusiva?  
 Ricordate di scegliere attività per diversi livelli di abilità



**Attrezzature:**  
 Funzioni di gioco variabili / Sociale

- Gioco cooperativo
- Interazione sociale
- Gioco drammatico e immaginativo
- Spazio per il gioco libero



**Elementi essenziali del parco variabile**

- Tavoli per bambini, adulti, anziani, inclusiv
- Panchine, sedie per bambini, adulti, anziani,
- Cestini per rifiuti
- Portaceneri
- Portabiciclette
- Pergola
- Gazebo / Pensilina
- Griglia per barbecue
- Fioriere
- Dissuasori
- Area cani

Sono necessarie delle recinzioni?  
 - per impedire ai bambini di correre verso la strada

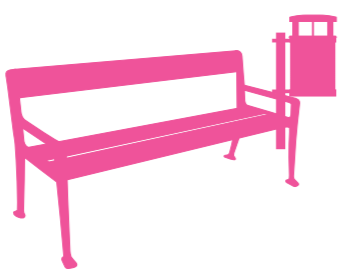
- Muro antirumore
- Quanto deve essere alta o chiusa la recinzione?

**Altro:**


- Gioco con la palla, canestri, porte da calcio
- Arena multisport

**In qualsiasi parco, il minimo di arredo dovrebbe essere:**

- 2 panchine: una al sole, una all'ombra
- 1 cestino portarifiuti
- portabiciclette minimo per 4 biciclette



9.



**Cartelli informativi**  
 Cartelli informativi secondo lo standard SFS-EN 1176-7


1. Numero di telefono di emergenza
2. Numero di telefono per la manutenzione del parco
3. Nome del parco giochi/parco
4. Indirizzo del parco giochi/parco
5. Altre informazioni essenziali

10.

**Inaugurazione**  
 Organizzate musica, spettacoli, palloncini.  
 Invitare le famiglie, i bambini, la stampa, gli ospiti d'onore all'inaugurazione del parco.  
 Fateli sentire a casa e diventeranno visitatori abituali del parco e si prenderanno cura del loro „salotto all'aperto“.



14.



**Installazione**  
 Assicurarsi che gli attrezzi siano assemblati ed installati da professionisti.  
 Non dimenticate di programmare le ispezioni periodiche del parco. e dei suoi attrezzi.  
 Il team d'installazione apprezzerà queste informazioni:

- Foto dell'area
- Com'è il terreno? (asfalto, sabbia, erba, bosco, ecc.)
- Definizione della data per l'installazione

- Accessibilità per le macchine di manutenzione e per le macchine per il lavoro a terra
  - Percorsi di servizio durante l'installazione
  - Persona di contatto e relativi recapiti per eventuale domande
- Installazione di un parco giochi:
1. preparazione di base dell'area
  2. Installazione delle attrezzature
  3. Installazione della pavimentazione

13.



11.

**Pavimentazione di sicurezza**

- Erba artificiale
- Matonelle di gomma
- Erba
- Ghiaia
- Sabbia
- Corteccia
- Superficie in gomma gettata in opera

Preventivo per la superficie di sicurezza:

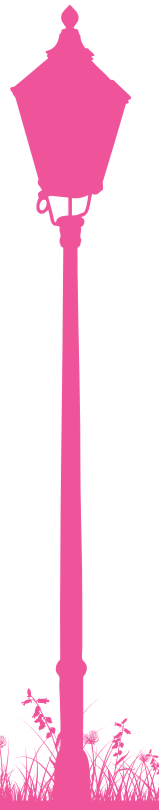
- preparazione del sito (scavo, superficie in cls)
- installazione della superficie di sicurezza

Il tipo di materiale di rivestimento può avere un impatto significativo sul costo del parco giochi e sul suo ciclo di vita.

12.

**Altri punti:**

- Illuminazione
- Punti di ingresso e di uscita
- Percorsi pedonali
- Le stagioni:  
 Un campo da calcio può essere una pista di pattinaggio in inverno?  
 C'è spazio per il deposito (temporaneo) della neve?





## Le fasi da gioco La scelta delle attrezzature giuste

1. Scelta dell'**ATTREZZATURA PRINCIPALE** a secondo dell'età dei bambini che frequenteranno il parco da gioco
2. Scelta delle **ATTREZZATURE INTEGRATIVE** che stimolano le abilità importanti per questa fascia d'età di bambini
3. Scelta di **ELEMENTI AGGIUNTIVI** per creare un area da gioco completa (vedi consigli sulle pagine precedenti „Come pianificare un area da gioco“)
4. Scelta di **GIOCHI INCLUSIVI** per creare un area da gioco accessibili per tutti. Scegli le attrezzature segnate con il sole ☀️

A un bambino piace praticare le abilità motorie che ha appena imparato

**I bambini sotto i 2 anni** si trovano nella fase iniziale del gioco, in cui il bambino impara a conoscere se stesso e l'ambiente che lo circonda muovendosi e osservando. Il gioco può consistere, ad esempio, nel gioco con oggetti o nella sabbiera. Questo spesso è anche piuttosto fisico, poiché il bambino ama mettere in pratica le proprie abilità motorie che ha appena imparato. Il bambino può giocare da solo o insieme ad altri bambini.

Nella fase successiva, **tra i 3 e i 4 anni**, i giochi di ruolo e di fantasia diventano parte del gioco. Il bambino spesso imita quello che fanno gli adulti e si interessa, ad esempio, gioco da infermiera o medico. I bambini imparano anche da altri bambini che sono presenti nel parco giochi. Ci sono poi anche i giochi di regole, che si sviluppano insieme al gioco di ruolo. Il bambino ha già la capacità di lavorare insieme e di rispettare le regole. Giocare insieme sviluppa, tra l'altro anche il comportamento sociale e la capacità di negoziazione.

### 0-anni

- Comprendere l'ambiente circostante
- Giochi individuali
- Giochi collettivi
- Giochi di ruolo
- Giochi di piccolo gruppo
- Giochi di fantasia

### 6 anni

- Giochi di corsa
- Giochi di regole
- Giochi sociali
- Giochi con la palla
- Giochi di avventura

### 12 anni

- Lo sport

## ATTREZZATURA PRINCIPALE

|   |    |
|---|----|
| Attrezzature da gioco linea <b>FLORA</b>   materiale: legno, metallo        | 22 |
| Attrezzature da gioco linea <b>FINNO</b>   materiale: legno, metallo, HPL   | 28 |
| Attrezzature da gioco linea <b>CLOVER</b>   materiale: legno, metallo, HPL  | 38 |
| Attrezzature da gioco linea <b>ROBINIA</b>   materiale: legno, metallo      | 42 |
| Attrezzature da gioco linea <b>METAL</b>   materiale: metallo, HPL          | 46 |
| Attrezzature da gioco linea <b>CLOXX</b>   materiale: metallo, HPL          | 52 |
| Attrezzature da gioco linea <b>HALO</b>   materiale: metallo, HPL           | 58 |
| Attrezzature da gioco linea <b>WALL HOLLA</b>   materiale: legno, metallo   | 62 |
| Attrezzature da gioco linea <b>GIOCO A TEMA</b>   materiale: legno, metallo | 66 |

## ATTREZZATURE SPECIALI

|   |     |
|---|-----|
| Attrezzature da gioco INTERATTIVI       | 72  |
| Attrezzature da gioco SCUOLA ALL'APERTO | 84  |
| Attrezzature da gioco TEMA MOOMIN       | 88  |
| Attrezzature da gioco INCLUSIVI ☀️      | 94  |
| Attrezzature da gioco ASILI NIDO        | 102 |

## ATTREZZATURE INTEGRATIVE

|                           |     |                            |     |
|---------------------------|-----|----------------------------|-----|
| Giochi a molla e bilici   | 110 | Giochi a rotazione         | 120 |
| Giochi a traslazione      | 124 | Scivoli e pareti da pendio | 126 |
| Casette, tunnel           | 130 | Altalene                   | 134 |
| Percorsi d'equilibrio     | 142 | Strutture d'arrampicata    | 148 |
| Trampolini                | 162 | Panelli ludici e didattici | 164 |
| Sabbiere e giochi d'acqua | 168 | Accessori                  | 172 |

## PLANNING TOOLS

|   |     |
|---|-----|
| Come pianificare un'area da gioco?                      | 16  |
| 5 principi per pianificare un'area da gioco interattiva | 74  |
| Come realizzare un area da gioco per una scuola?        | 82  |
| Punti importanti da considerare per una area inclusiva  | 92  |
| Le fasi dello sviluppo motorico                         | 108 |



STRUTTURE MULTIFUNZIONALI

# Linea FLORA

Una foresta da fiaba nel cuore della città. Ispirati alla natura, i parchi giochi Flora si fondono armoniosamente con l'ambiente circostante e sono armoniosamente con l'ambiente circostante e danno il meglio di sé in un ambiente simile a un parco.







legno  
non trattato

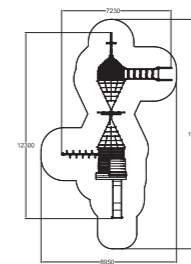


legno  
trattato




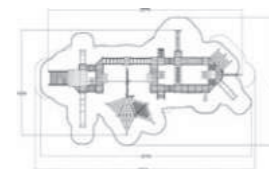
175521   
Ship Millicent

|   |   |
|---|---|
|  |  |
| 36  | 2330  |
|  |  |
| 4+  | 68  |




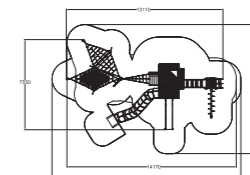
175522  
Ship Gloria

|   |   |
|---|---|
|  |  |
| 170   | 2900  |
|  |  |
| 3+  | 221,7   |



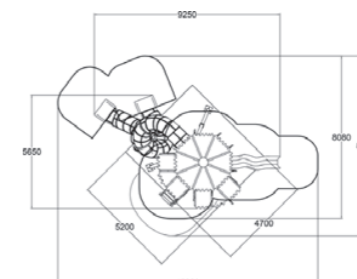
175523  
Castle Laurentius

|   |   |
|---|---|
|  |  |
| 64  | 2670  |
|  |  |
| 1+  | 102   |







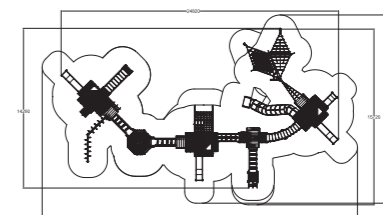
175528  
Fairy's  
Treehouse

|   |   |
|---|---|
|  |  |
| 128   | 1470  |
|  |  |
| 3+  | 47  |



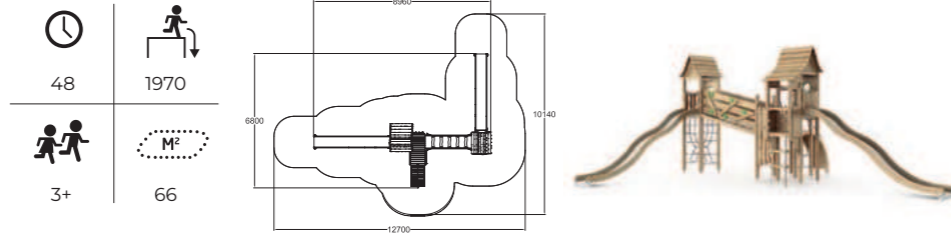
175524  
Castle Maximus

|   |   |
|---|---|
|  |  |
| 138   | 2670  |
|  |  |
| 1+  | 254,4   |

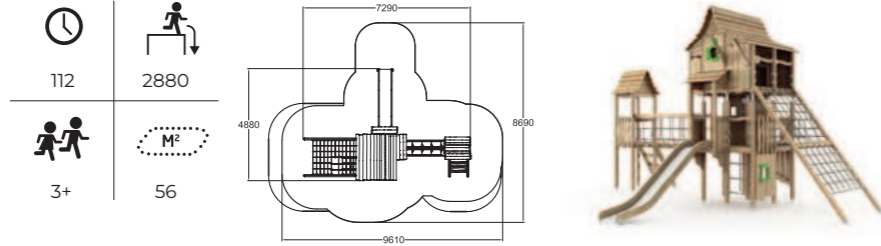




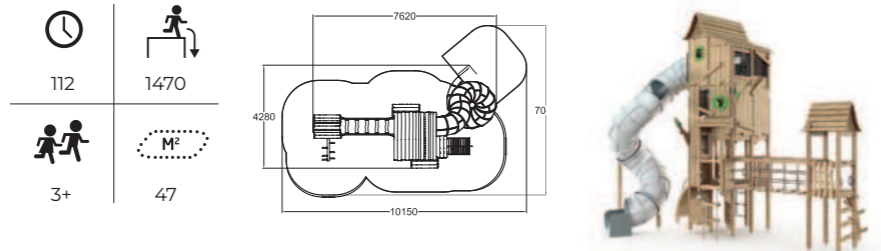
175525  
Spell Hill



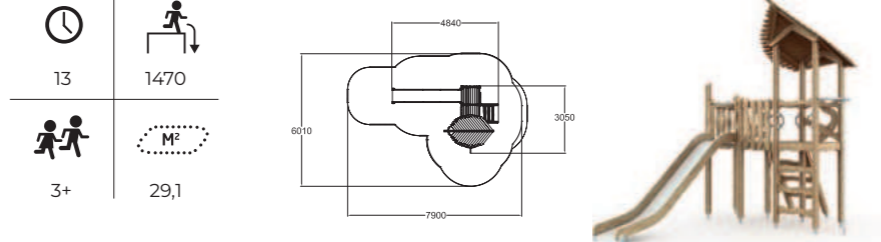
175527  
Fell of Ara



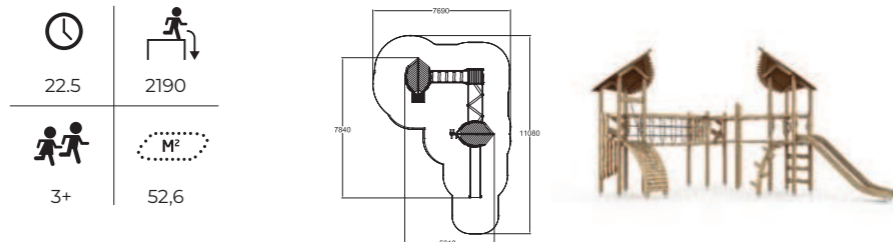
175529  
Magic Mountain



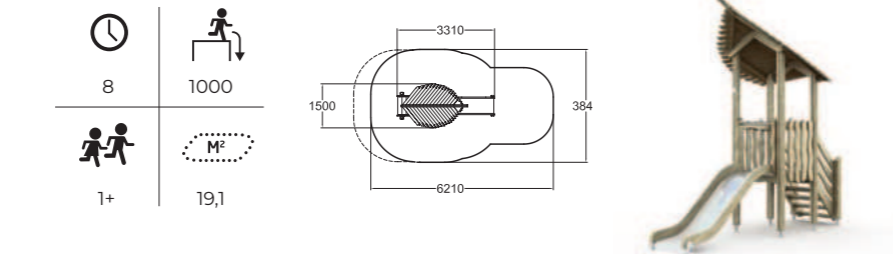
175510  
Troll's Shelter



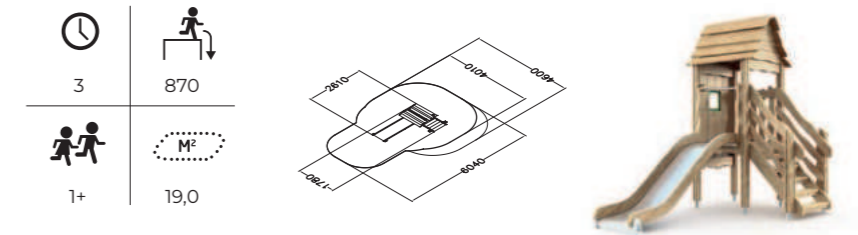
175520  
Goblin's Forest



175515  
Fairy's Burrow



175585  
Hide and Slide



709373  
Flora Seat

Available in the 8 Finno-colours.



709494-707SP  
Flora Water Station Play Spot

Available in the 8 Finno-colours.



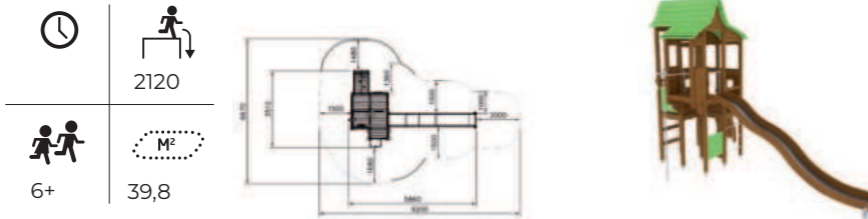
709495-705SP  
Flora Shopkeeper Play Spot

Available in the 8 Finno-colours.

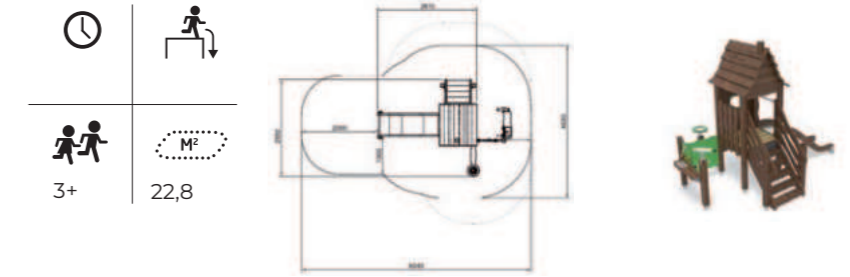




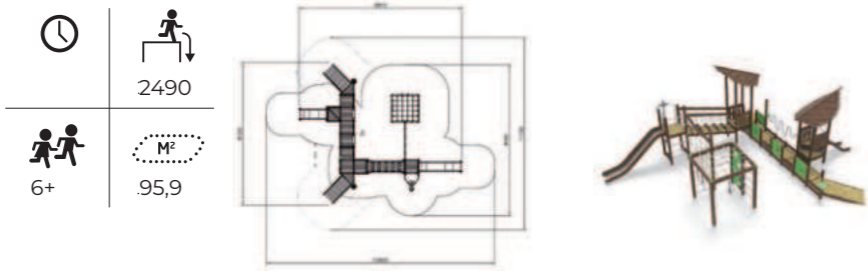
Q15152  
Play House Tower



Q17664  
Toddler House and Slide



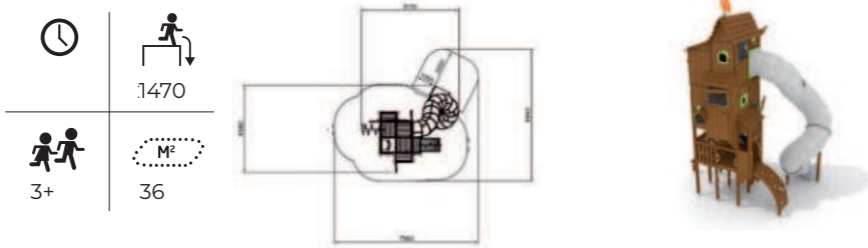
Q17257  
Flora Climbing & Inclusive Play



Q15798-1  
Play Tower & Swing



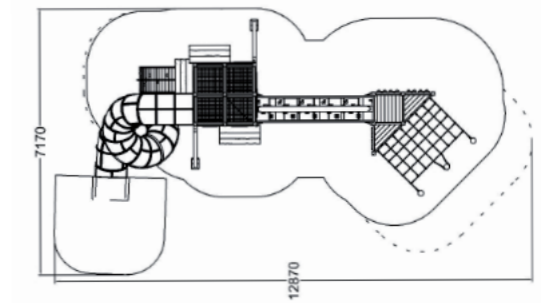
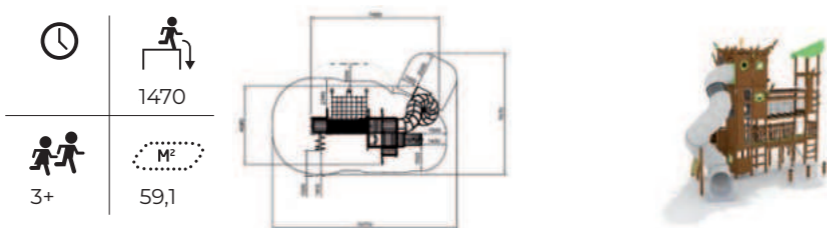
Q15287  
Small Magic Mountain



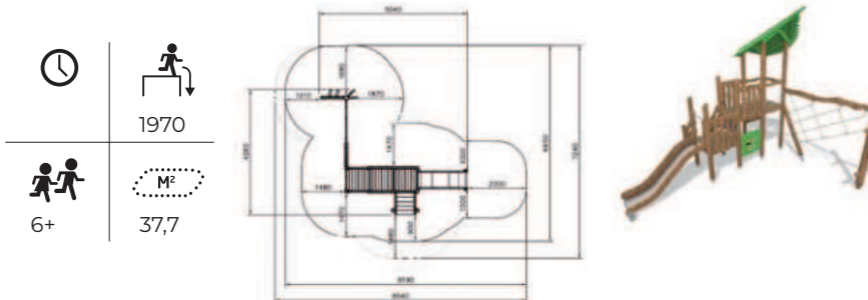
Q17828  
Castle Tower



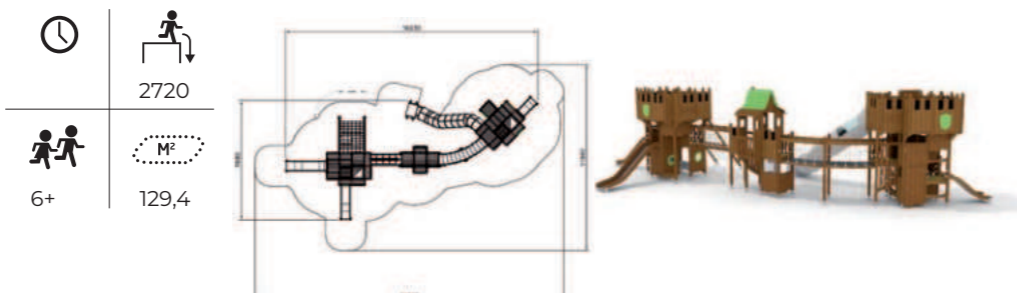
Q15956  
Bird Nest with Double



Q16144  
Tower Play



Q16704  
Castle Medium







STRUTTURE MULTIFUNZIONALI

# Linea FINNO

Il classico dei parchi giochi da mille colori. Le linee scandinave e le armoniose combinazioni cromatiche possono essere facilmente combinate con altre famiglie di prodotti

## Crea il tuo mix

Ogni prodotto della linea FINNO è disponibile in 5 diversi colori.



Lime Green



Apple Red




Liquorice Grey



Tutti-frutti



Candy Fuchsia



### A) Top options



1 ridge roof

2 frame top

3 sky top

### E) Effect beams



### B) Ropes



1 black

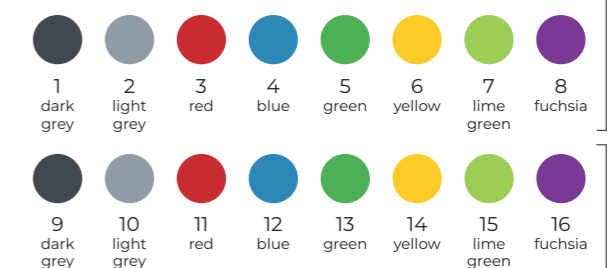
2 grey

3 beige

4 red

5 blue

### F) Walls and HPL elements



### C) Slide options

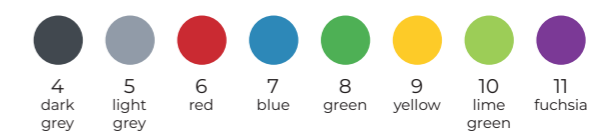


1 wooden slide  
same colour as posts


2 stainless steel slide  
dark grey

3 plastic slide  
grey

### G) Handrails



### D) Climbing walls




### H) Posts and beams







### I) Foundation options

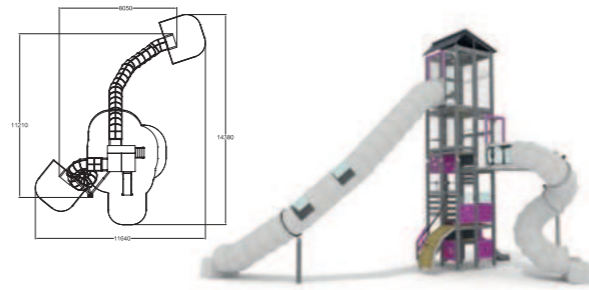





137780M   
Skyline City





The foundation requires concreting or installation on concrete slabs. The roof and the wall material (HPL) are not configurable.

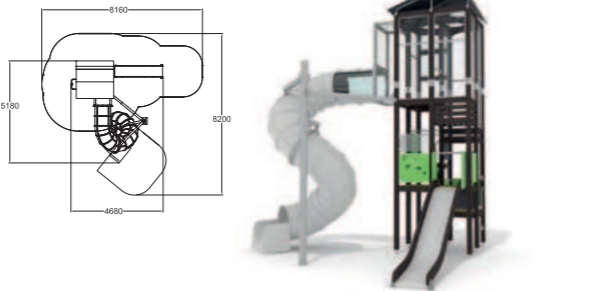
|   |   |
|---|---|
|  |  |
| 42  | 1470  |
|  |  |
| 2+  | 43  |







137770M   
Skyline Town

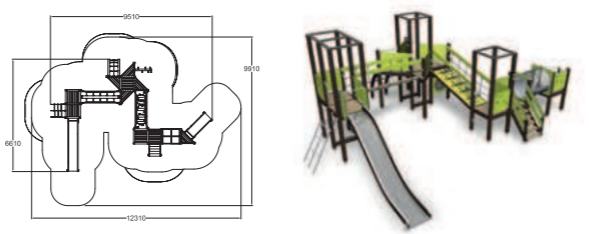
The foundation requires concreting or installation on concrete slabs. The roof and the wall material (HPL) are not configurable.

|   |   |
|---|---|
|  |  |
| 36  | 1970  |
|  |  |
| 2+  | 38  |







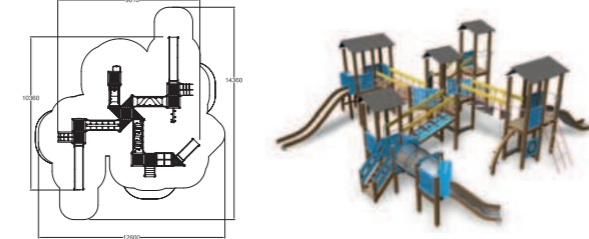
137050M  
Activity Tower

|   |   |
|---|---|
|  |  |
| 31  | 1470  |
|  |  |
| 1+  | 72,2  |







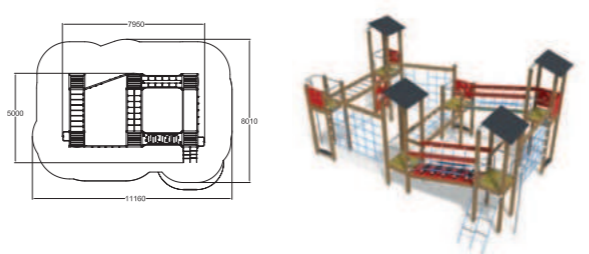
137055M  
Activity Tower

|   |   |
|---|---|
|  |  |
| 44  | 1970  |
|  |  |
| 1+  | 104,3   |







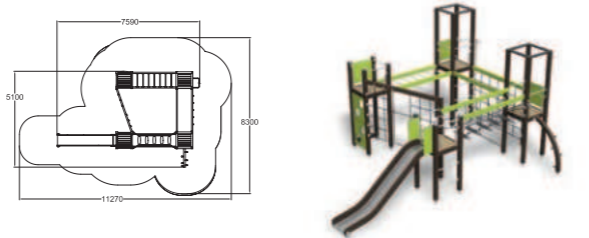
137300M  
Motoric Track

|   |   |
|---|---|
|  |  |
| 29  | 2570  |
|  |  |
| 4+  | 80,9  |







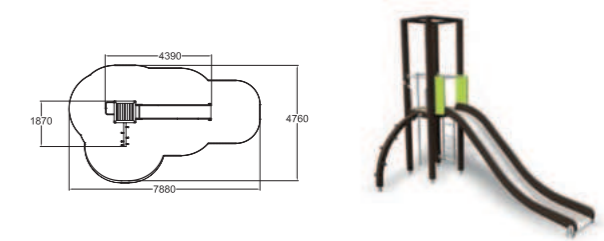
137302M  
Motoric Track

|   |   |
|---|---|
|  |  |
| 20  | 2470  |
|  |  |
| 4+  | 65,1  |







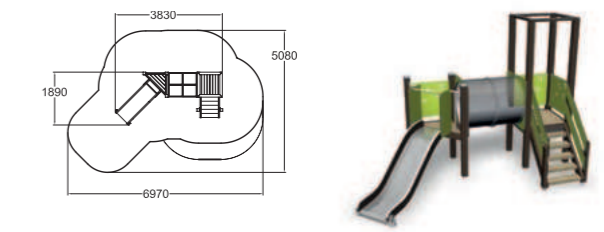
137150M  
Activity Tower

|   |   |
|---|---|
|  |  |
| 7   | 1470  |
|  |  |
| 4+  | 25,0  |







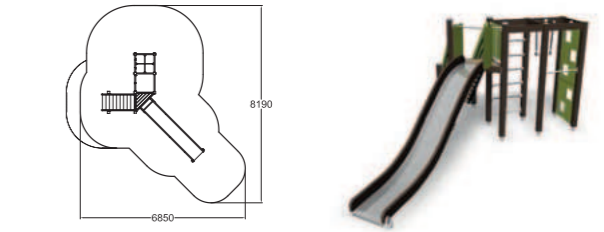
137117M  
Activity Tower

|   |   |
|---|---|
|  |  |
| 10  | 1000  |
|  |  |
| 1+  | 23,9  |



137115M  
Activity Tower

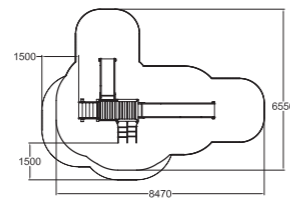
|   |   |
|---|---|
|  |  |
| 9   | 2210  |
|  |  |
| 2+  | 33,6  |





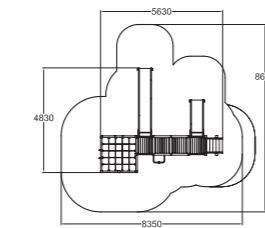
137032M  
Activity Tower

|    |      |
|----|------|
|    |      |
| 10 | 1470 |
|    |      |
| 1+ | 32,3 |



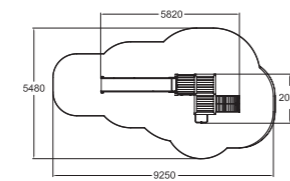
137124M  
Activity Tower

|    |      |
|----|------|
|    |      |
| 17 | 1970 |
|    |      |
| 1+ | 48,9 |



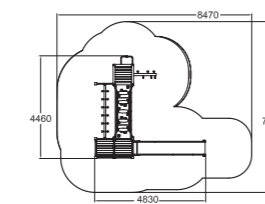
137100M  
Activity Tower

|    |      |
|----|------|
|    |      |
| 12 | 1470 |
|    |      |
| 4+ | 33,1 |



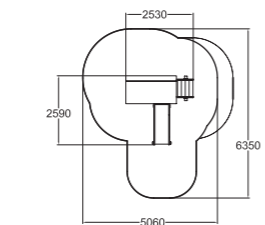
137105M  
Activity Tower

|    |      |
|----|------|
|    |      |
| 14 | 1470 |
|    |      |
| 4+ | 43,8 |



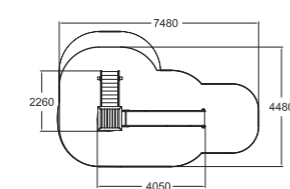
137375M  
Activity Tower

|    |      |
|----|------|
|    |      |
| 8  | 1970 |
|    |      |
| 1+ | 23,2 |



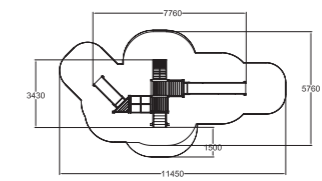
137346M  
Activity Tower

|    |      |
|----|------|
|    |      |
| 7  | 1470 |
|    |      |
| 2+ | 24,5 |



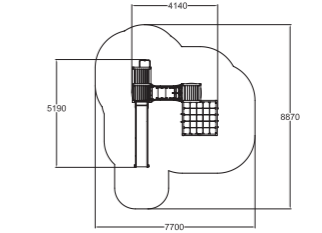
137031M  
Activity Tower

|    |      |
|----|------|
|    |      |
| 16 | 1470 |
|    |      |
| 1+ | 42,3 |



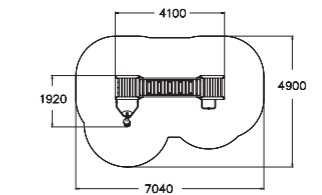
137132M  
Activity Tower

|    |      |
|----|------|
|    |      |
| 17 | 1970 |
|    |      |
| 4+ | 47,5 |



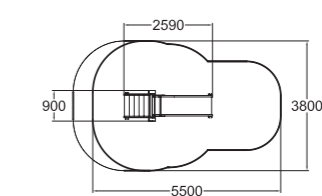
137054M  
Activity Tower

|    |      |
|----|------|
|    |      |
| 12 | 1470 |
|    |      |
| 4  | 28,1 |



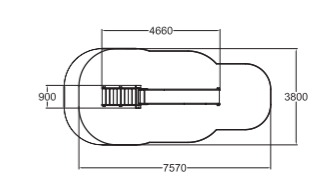
137017M  
Slide

|    |      |
|----|------|
|    |      |
| 4  | 1000 |
|    |      |
| 1+ | 16,3 |



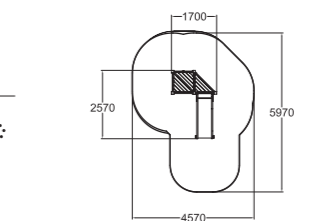
137019M  
Slide

|    |      |
|----|------|
|    |      |
| 5  | 1470 |
|    |      |
| 2+ | 22,0 |







137338M  
Slide

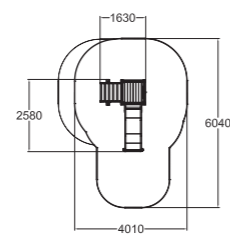
|    |      |
|----|------|
|    |      |
| 6  | 1000 |
|    |      |
| 1+ | 20,0 |









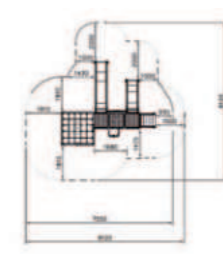
137015M  
Tower and Slide

|  |  |
|--|--|
|  6  |  1000 |
|  1+ |  19,0 |







Q16939  
Clock Tower Play

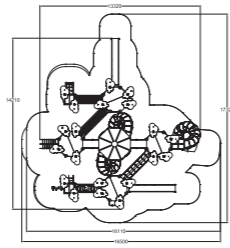
|  |  |
|--|--|
|  1970 |       |
|  3+   |  46,2 |







137760  
Adventure Forest

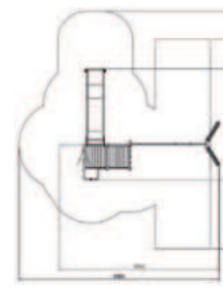
Ready-made colour combination, customisable with configuration.

|   |   |
|---|---|
|  120 |  2570  |
|  6+  |  165,0 |







Q17622  
Playtower and Swing

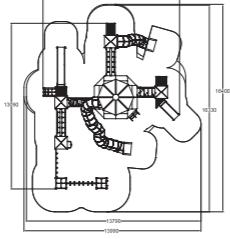
|  |  |
|--|--|
|  1470 |     |
|  3+   |  39 |







137750  
Activity Centre

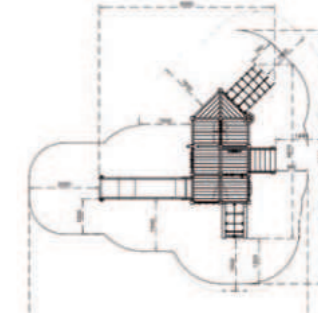
Ready-made colour combination, customisable with configuration.

|  |   |
|--|---|
|  80 |  1970  |
|  3+ |  147,4 |







Q10320-2  
Little ship


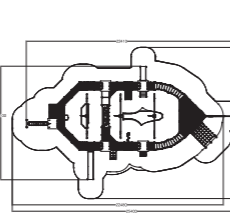
|  |  |
|--|--|
|  1470 |       |
|  3+   |  42,8 |







137840  
Santa Maria

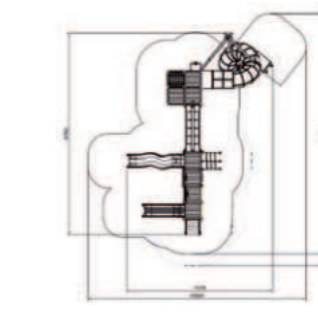
Ready-made colour combination, customisable with configuration.

|  |   |
|--|---|
|  96 |  2900  |
|  3+ |  203,0 |







Q16792-1  
Skyline Adventure

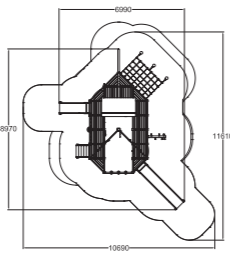
|  |  |
|--|--|
|  2020 |       |
|  6+   |  68,2 |







137835  
Fishing Ship

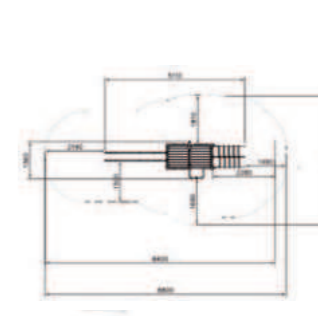
Ready-made colour combination, customisable with configuration.

|  |  |
|--|--|
|  32 |  1470 |
|  3+ |  67,0 |







Q10893  
Play Tower

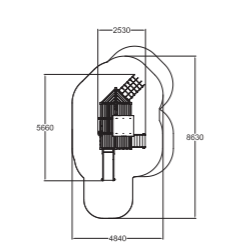
|  |  |
|--|--|
|  1970 |       |
|  6+   |  32,3 |



137820  
Little Ship

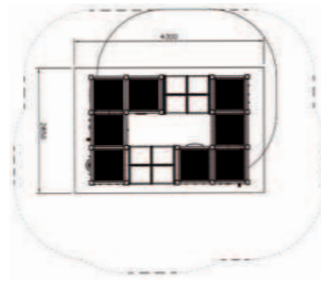

Ready-made colour combination, customisable with configuration.

|  |  |
|--|--|
|  14 |  1000 |
|  1+ |  32,2 |

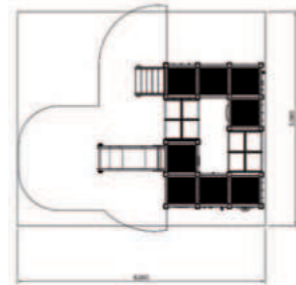





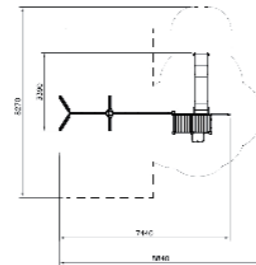
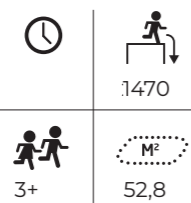
Q12077  
Play Labyrinth



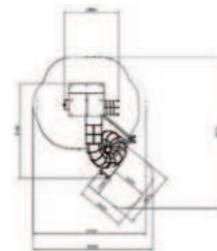

Q12223  
Play Labyrinth



Q13291  
Play Tower with two Swings



Q17015  
Skyline









STRUTTURE MULTIFUNZIONALI


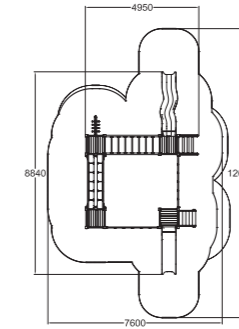
# Linea CLOVER

La collezione Clover in stile retro è resistente, conveniente e quasi privo di manutenzione. Nei parchi giochi Clover, i bambini possono impegnarsi nelle attività di gioco più tradizionali.







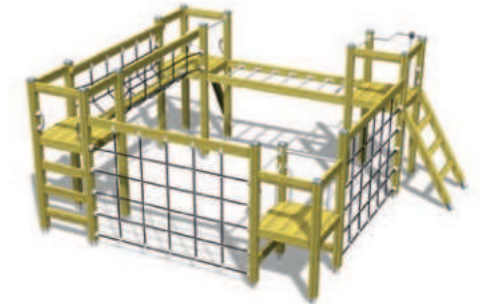
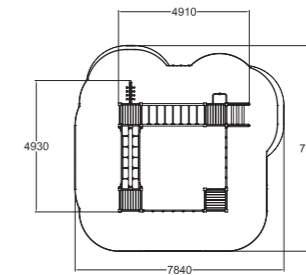
175055  
Motoric Track

|   |   |
|---|---|
| <br>24 | <br>1900 |
| <br>1+ | <br>66,0 |







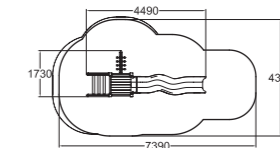
175046  
Motoric Track

|   |   |
|---|---|
| <br>15 | <br>1900 |
| <br>3+ | <br>51,5 |







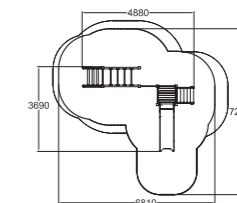
175027  
Activity Tower

|   |   |
|---|---|
| <br>6  | <br>1470 |
| <br>4+ | <br>24,9 |







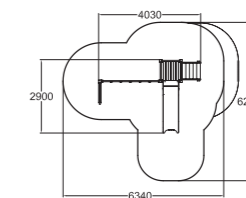
175035  
Activity Tower

|   |   |
|---|---|
| <br>9  | <br>1920 |
| <br>1+ | <br>32,0 |



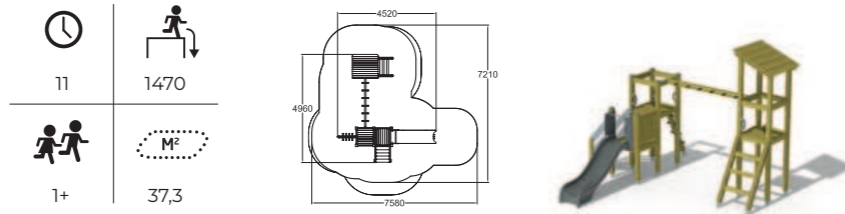
175050  
Activity Tower

|   |   |
|---|---|
| <br>9  | <br>1480 |
| <br>1+ | <br>26,3 |

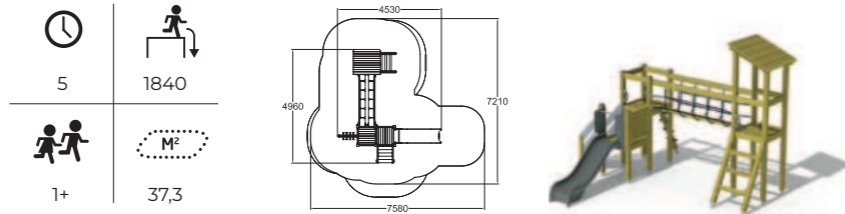




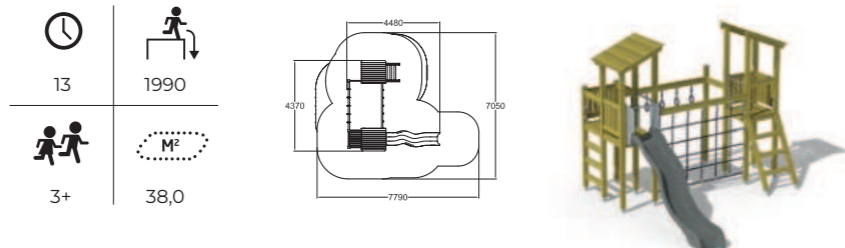
175040  
Activity Tower



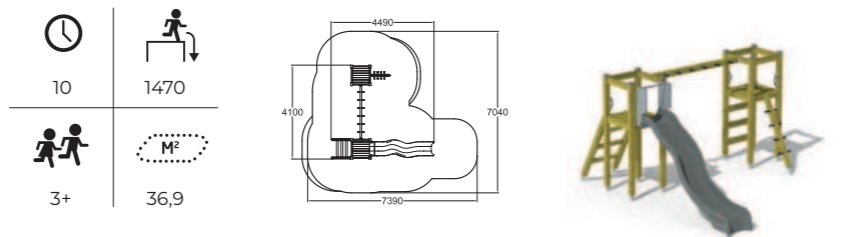
175042  
Activity Tower



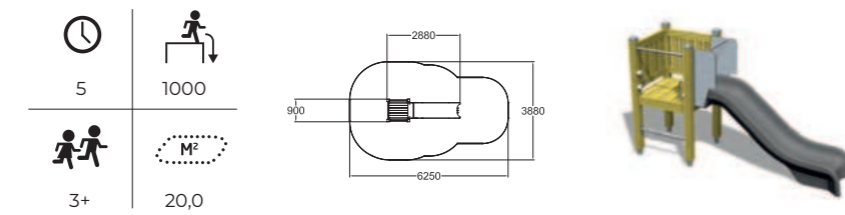
175047  
Activity Tower



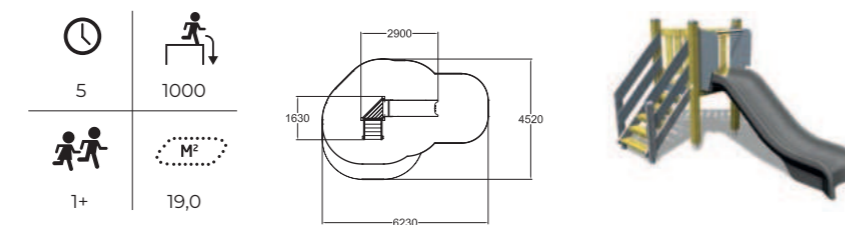
175045  
Activity Tower



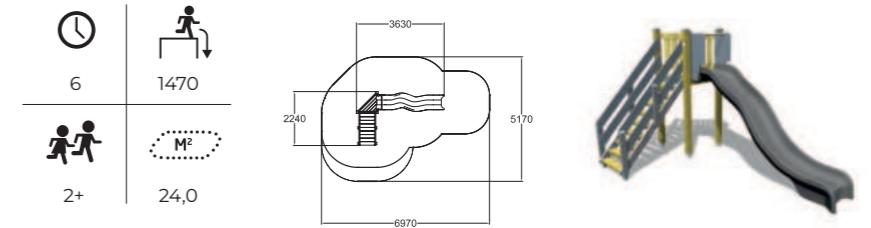
175031  
Slide



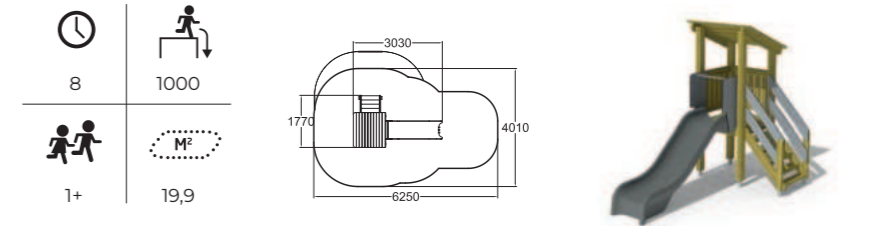
175089  
Slide



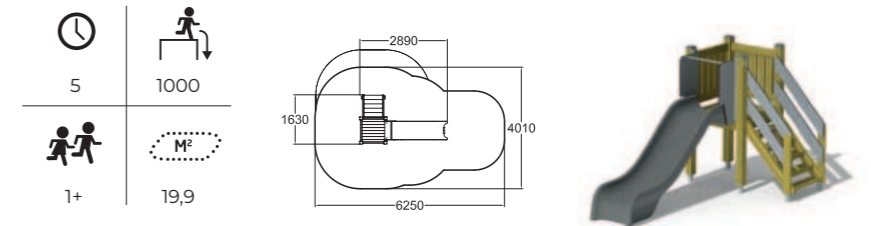
175090  
Slide



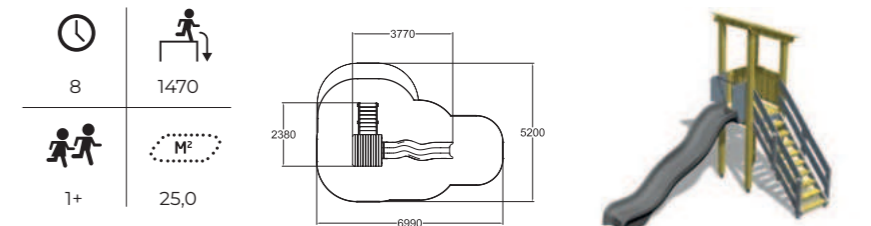
175030  
Slide



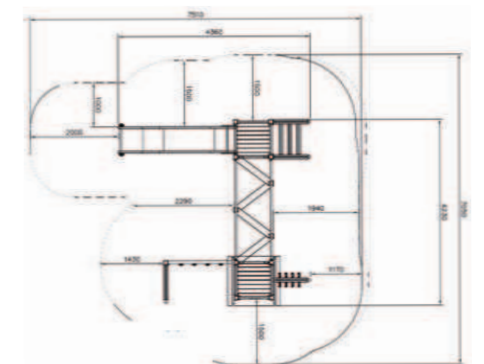
175025  
Slide



175029  
Slide



Q10567  
Activity Tower

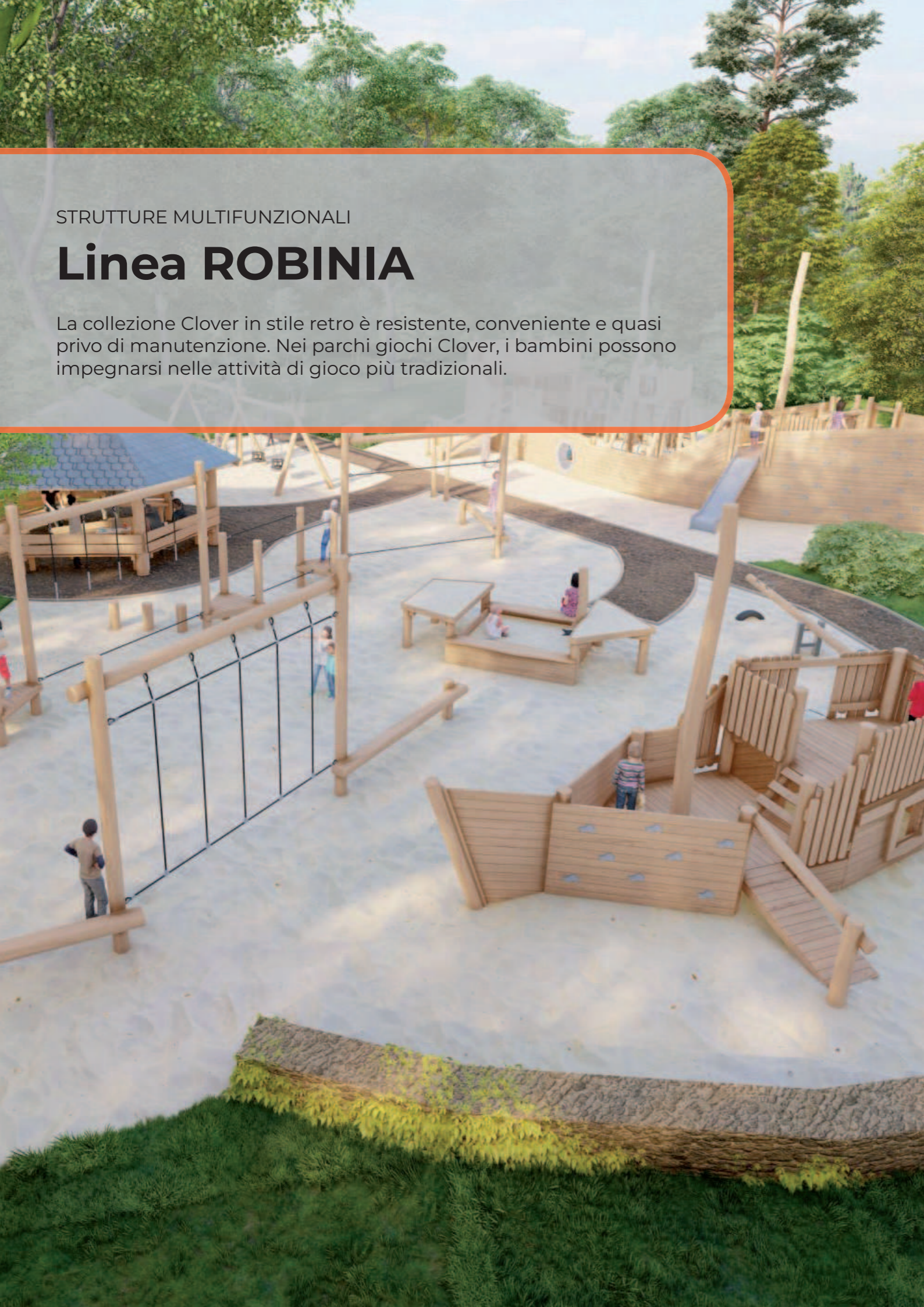




STRUTTURE MULTIFUNZIONALI

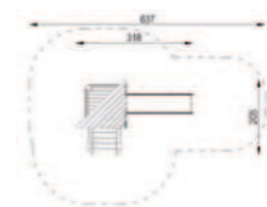
# Linea ROBINIA

La collezione Clover in stile retro è resistente, conveniente e quasi privo di manutenzione. Nei parchi giochi Clover, i bambini possono impegnarsi nelle attività di gioco più tradizionali.



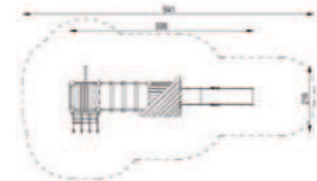
42105A  
Active Tower 1.0

|        |           |
|--------|-----------|
|        | <br>900   |
| <br>2+ | <br>22,34 |



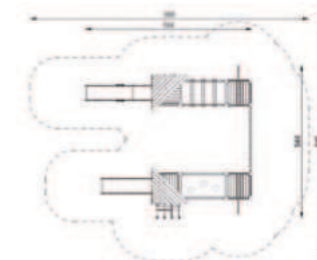
42106A  
Active Tower 1.0

|        |           |
|--------|-----------|
|        | <br>1350  |
| <br>3+ | <br>34,13 |



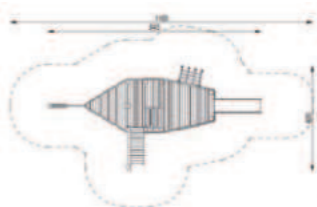
42107A  
Active Tower 1.0

|        |           |
|--------|-----------|
|        | <br>2100  |
| <br>5+ | <br>63,23 |



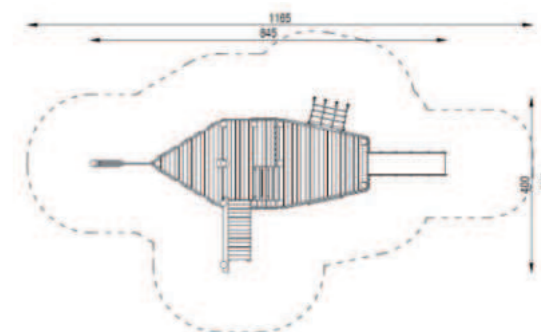

42103A  
Small ship

|        |           |
|--------|-----------|
|        | <br>1000  |
| <br>3+ | <br>48,32 |



42104A  
Big ship

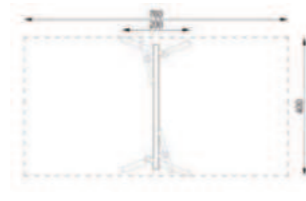
|        |           |
|--------|-----------|
|        | <br>1000  |
| <br>3+ | <br>48,32 |





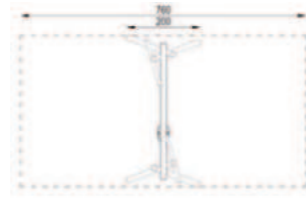
30017A  
Double swing

|        |           |
|--------|-----------|
|        | <br>1400  |
| <br>2+ | <br>30,40 |



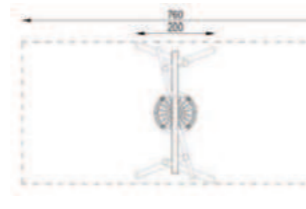
20006A  
Mix swing

|        |           |
|--------|-----------|
|        | <br>1400  |
| <br>1+ | <br>30,40 |




10031A  
Nest swing

|        |           |
|--------|-----------|
|        | <br>2200  |
| <br>3+ | <br>44,86 |




10031\_20006A  
Mixed swing

|        |           |
|--------|-----------|
|        | <br>1400  |
| <br>1+ | <br>55,47 |



10018-2-4A  
Billico

|        |           |
|--------|-----------|
|        | <br>1150  |
| <br>2+ | <br>14,12 |




42108  
Kiwak

|        |          |
|--------|----------|
|        | <br>600  |
| <br>1+ | <br>7,05 |



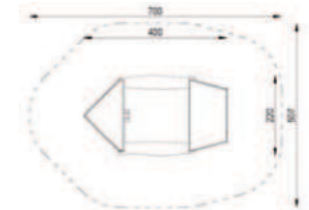
10026-200A  
Sandbox 1

|        |           |
|--------|-----------|
|        | <br>420   |
| <br>1+ | <br>23,53 |



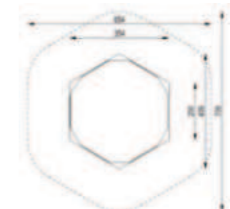
42101A  
Sandbox boat

|        |           |
|--------|-----------|
|        | <br>800   |
| <br>1+ | <br>29,23 |



10028-200A  
Sandbox  
pentagonal

|        |           |
|--------|-----------|
|        | <br>420   |
| <br>1+ | <br>36,35 |





STRUTTURE MULTIFUNZIONALI

# Linea METAL

Le torri dinamiche si adattano alla dinamica delle città moderne. Le attrezzature alte e multifunzionali offrono esperienze indimenticabili e il parco giochi non solo offre tanto divertimento, ma anche un design eccezionale.



10002  
Preschooler Set  
Ultra  
CLASSIC

|    |       |
|----|-------|
|    |       |
|    | 900   |
|    |       |
| 3+ | 36,38 |



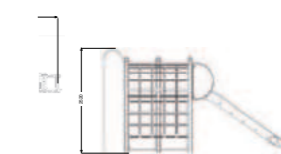
30013  
Alina Set  
PLAY SETS

|    |       |
|----|-------|
|    |       |
|    | 2200  |
|    |       |
| 4+ | 48,48 |



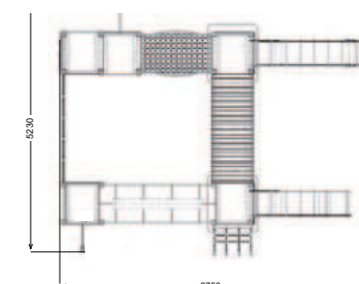
30025  
Karolinka Set  
PLAY SETS

|    |       |
|----|-------|
|    |       |
|    | 2200  |
|    |       |
| 3+ | 44,86 |



30049  
Marina Set  
PLAY SETS

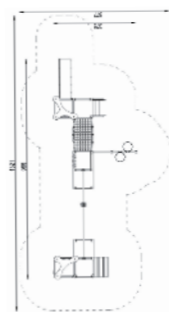
|    |       |
|----|-------|
|    |       |
|    | 570   |
|    |       |
| 6+ | 44,86 |





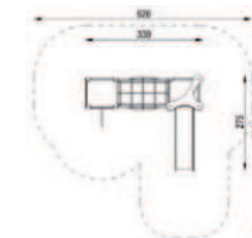
10003\_00BM  
Balbinka 01 with rail  
BASIC

|        |           |
|--------|-----------|
|        | <br>900   |
| <br>2+ | <br>60,34 |



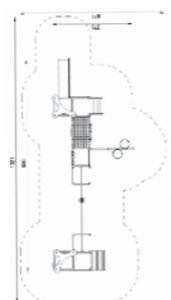
10002FM  
Preschooler Set  
Ultra  
ULTRA BASIC

|        |           |
|--------|-----------|
|        | <br>900   |
| <br>3+ | <br>30,83 |



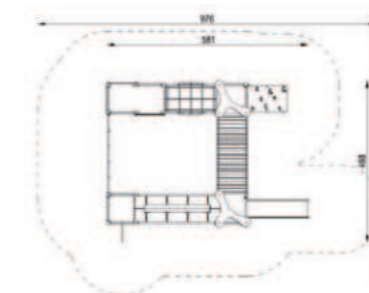
10003\_00TM  
Balbinka 01 with rail  
TROPICAL

|        |           |
|--------|-----------|
|        | <br>900   |
| <br>2+ | <br>60,34 |



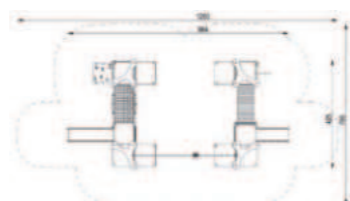
30049FM  
Marina Set Ultra  
ULTRA BASIC

|        |           |
|--------|-----------|
|        | <br>2200  |
| <br>5+ | <br>59,65 |



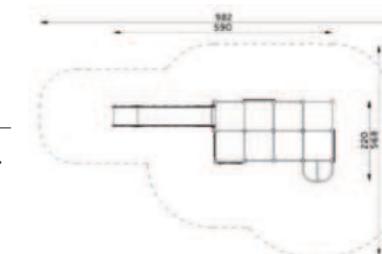
10079\_00BM  
Luiza 1 with a rail  
BASIC

|        |           |
|--------|-----------|
|        | <br>900   |
| <br>2+ | <br>70,39 |



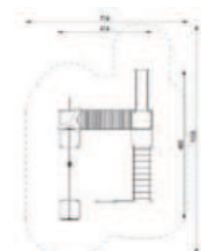
90013K  
Small Space station  
Set  
COSMIC

|        |           |
|--------|-----------|
|        | <br>2200  |
| <br>5+ | <br>39,78 |



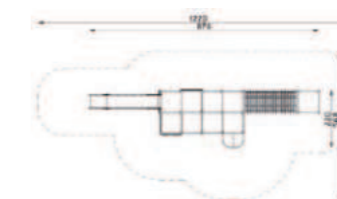
20001\_00BM  
Tomek 1 with rail  
BASIC

|        |           |
|--------|-----------|
|        | <br>1700  |
| <br>3+ | <br>59,92 |



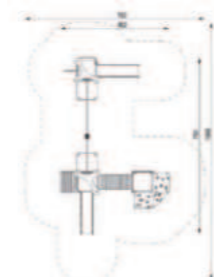
90014K  
Cosmic Drone Set  
COSMIC

|        |           |
|--------|-----------|
|        | <br>2200  |
| <br>4+ | <br>47,00 |



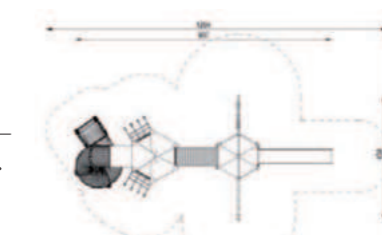
30047\_00BM  
Szymek with rail  
BASIC

|        |           |
|--------|-----------|
|        | <br>900   |
| <br>3+ | <br>58,46 |



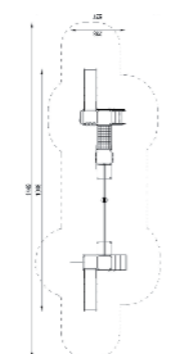
32002M  
Lighthouse Set  
MARINE

|        |           |
|--------|-----------|
|        | <br>2500  |
| <br>5+ | <br>59,73 |



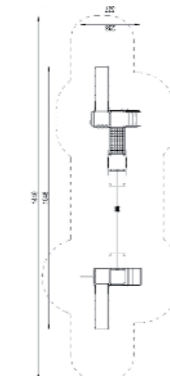
91004\_0\_00M  
Madagascar with rail  
CLASSIC

|        |           |
|--------|-----------|
|        | <br>900   |
| <br>2+ | <br>53,01 |







91004\_0\_00M  
Madagascar Set  
with railway  
MINI

|        |           |
|--------|-----------|
|        | <br>900   |
| <br>2+ | <br>53,01 |









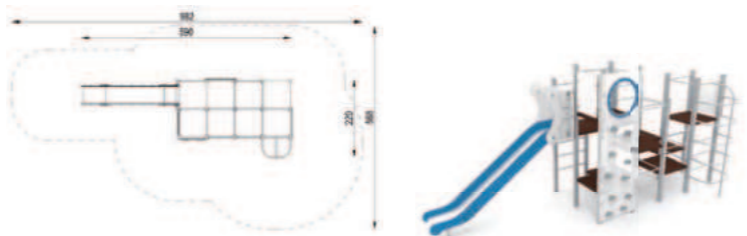
30992  
Dynamic Tower 2.0  
PREMIUM URBAN

|   |  |
|---|--|
|        | <br>2200  |
| <br>5+ | <br>47,00 |







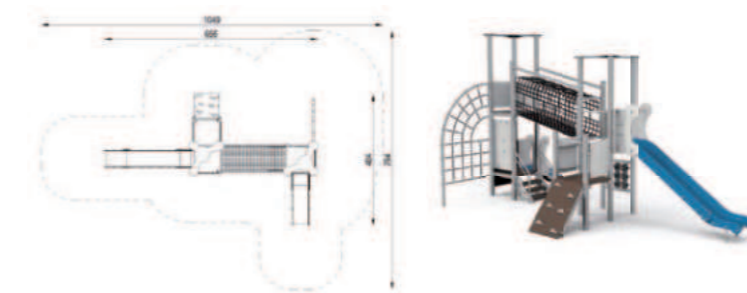
30993  
Dynamic Tower 3.0  
PREMIUM URBAN

|   |  |
|---|--|
|        | <br>2200  |
| <br>5+ | <br>29,78 |







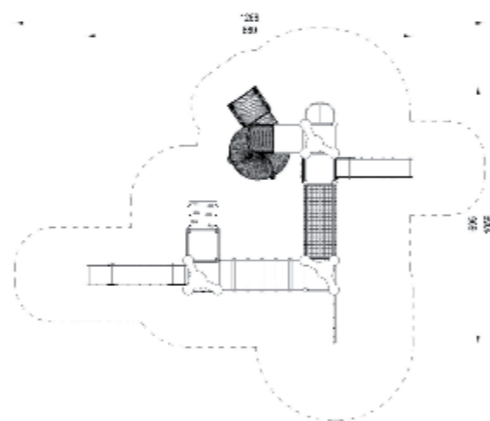
30996  
Dynamic Tower 6.0  
PREMIUM URBAN

|   |  |
|---|--|
|        | <br>2600  |
| <br>2+ | <br>50,92 |



30997  
Dynamic Tower 7.0  
PREMIUM URBAN

|   |  |
|---|--|
|        | <br>2700  |
| <br>3+ | <br>74,45 |



## DYNAMIC TOWERS

Questa linea è un'interessante idea per coniugare funzione ludica e valore estetico. Le loro dimensioni ridotte sono una soluzione ideale per i moderni parchi tascabili e altri spazi limitati. Il loro eccellente design li rende non solo un attrezzo da gioco, ma anche una scultura urbana.



STRUTTURE MULTIFUNZIONALI

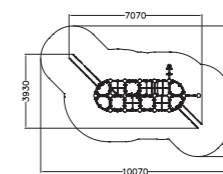
# Linea CLOXX

I prodotti Cloxx sono realizzati per resistere bene all'usura e alle condizioni estreme. Sono stati progettati per sentirsi a casa nella giungla di cemento urbano e offrono abbastanza sfide per soddisfare anche le esigenze dei più esigenti e temerari.



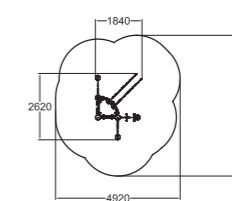
220350  
Carraxx Play Ship

|    |      |
|----|------|
|    |      |
| 32 | 1820 |
|    |      |
| 4+ | 45,6 |




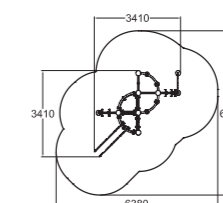
220110  
Neon

|   |      |
|---|------|
|   |      |
| 8 | 1740 |
|   |      |
| 4 | 21,7 |



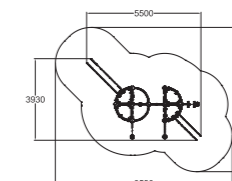
220120  
Lithium

|    |      |
|----|------|
|    |      |
| 16 | 1740 |
|    |      |
| 4+ | 28,2 |




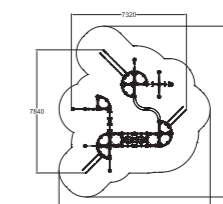
220140  
Cobalt

|    |      |
|----|------|
|    |      |
| 16 | 1740 |
|    |      |
| 4+ | 37,8 |



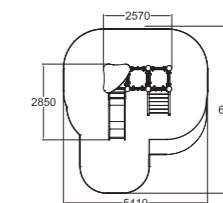
220150  
Titanium

|    |      |
|----|------|
|    |      |
| 32 | 1740 |
|    |      |
| 4+ | 70,6 |



220308  
Calcium

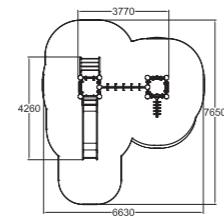
|    |      |
|----|------|
|    |      |
| 20 | 1000 |
|    |      |
| 1+ | 24,9 |





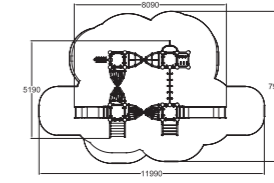
220320  
Xenon

|  |    |  |      |
|--|----|--|------|
|  | 18 |  | 1770 |
|  | 3+ |  | 35,6 |



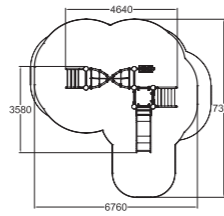
220336  
Plutonium

|  |    |  |      |
|--|----|--|------|
|  | 32 |  | 2250 |
|  | 1+ |  | 64,0 |



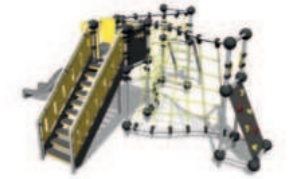
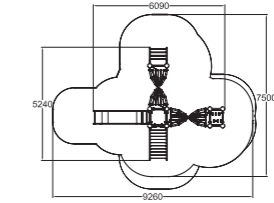
220313  
Vanadium

|  |    |  |      |
|--|----|--|------|
|  | 20 |  | 2250 |
|  | 1+ |  | 34,3 |



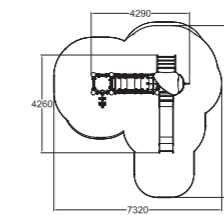
220332  
Iridium

|  |    |  |      |
|--|----|--|------|
|  | 28 |  | 2250 |
|  | 2+ |  | 44,0 |



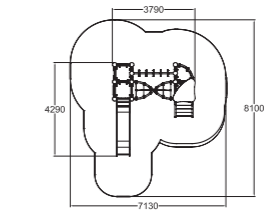
220316  
Radon

|  |    |  |      |
|--|----|--|------|
|  | 22 |  | 1470 |
|  | 3+ |  | 36,5 |



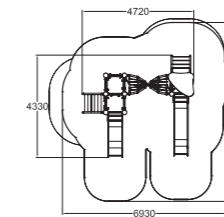
220338  
Cesium

|  |    |  |      |
|--|----|--|------|
|  | 28 |  | 2250 |
|  | 3+ |  | 39,9 |




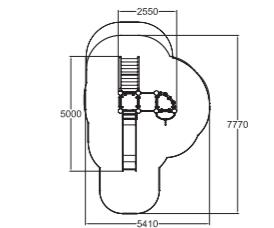
220328  
Barium

|  |    |  |      |
|--|----|--|------|
|  | 26 |  | 2250 |
|  | 1+ |  | 42,8 |



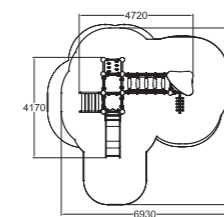
220340  
Osmium

|  |    |  |      |
|--|----|--|------|
|  | 24 |  | 1470 |
|  | 2+ |  | 30,2 |



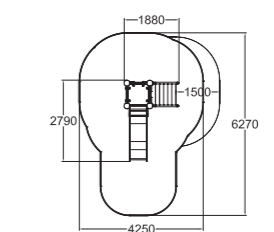
220325  
Krypton

|  |    |  |      |
|--|----|--|------|
|  | 22 |  | 1550 |
|  | 1+ |  | 34,5 |



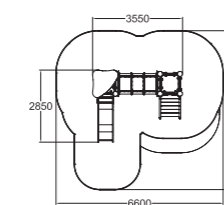
220300  
Nickel

|  |    |  |      |
|--|----|--|------|
|  | 10 |  | 1000 |
|  | 1+ |  | 20,0 |



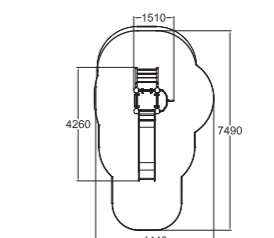
220310  
Radium

|  |    |  |      |
|--|----|--|------|
|  | 24 |  | 1000 |
|  | 1+ |  | 29,8 |







220305  
Nitrogen

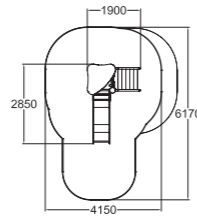
|  |    |  |      |
|--|----|--|------|
|  | 12 |  | 1470 |
|  | 3+ |  | 24,9 |









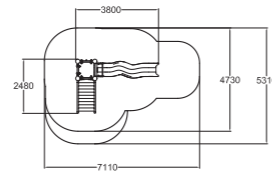
220304  
Argon

|   |   |
|---|---|
| <br>12 | <br>1000 |
| <br>1+ | <br>19,5 |



220306  
Renium


|   |   |
|---|---|
| <br>14 | <br>1470 |
| <br>2+ | <br>25,8 |



## Attrezzature da gioco per scuole medie e superiori

„Non giochiamo più!“. È un'affermazione tipica dei ragazzi delle scuole superiori. Ma noi sappiamo che giocano, solo a modo loro. Basta un parco giochi adeguato e attrezzature sportive per far sì che i ragazzi più grandi giochino e siano attivi durante la scuola.

Le nostre attrezzature per le scuole secondarie per gli studenti più grandi offrono ai giovani adulti spazi di attività coinvolgenti per le ragazze e i ragazzi che non vogliono più giocare sulle attrezzature tradizionali, ma hanno ancora bisogno di luoghi in cui passare il tempo e consumare energia.





STRUTTURE MULTIFUNZIONALI

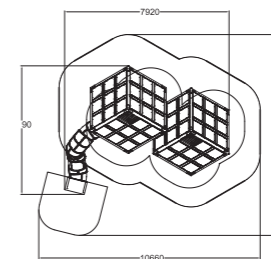
# Linea HALO

Il design premiato Halo è una delizia per gli occhi di bambini e adulti. I materiali di alta qualità come il pino, l'acciaio, i laminati e le plastiche speciali sono resistenti e il design scandinavo porta un tocco di eleganza moderna nel mondo del gioco.



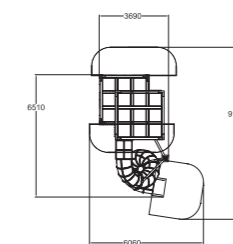
239020M  
Halo  
Diamond 2

|  |    |  |      |
|--|----|--|------|
|  | 54 |  | 1950 |
|  | 3+ |  | 16,6 |



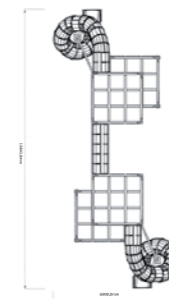
239023M  
Halo Cubic

|  |    |  |      |
|--|----|--|------|
|  | 44 |  | 1000 |
|  | 6+ |  | 7,4  |



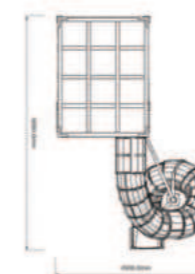
239040M  
Halo Cubic

|  |    |  |      |
|--|----|--|------|
|  | 80 |  | 1000 |
|  | 6+ |  | 14,8 |



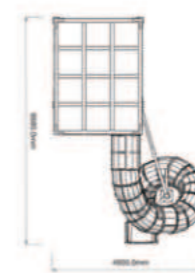
239021M  
Halo Cubic

|  |    |  |      |
|--|----|--|------|
|  | 48 |  | 1000 |
|  | 6+ |  | 7,4  |



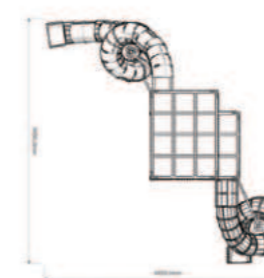
239022M  
Halo Cubic

|  |    |  |      |
|--|----|--|------|
|  | 48 |  | 1000 |
|  | 6+ |  | 7,4  |



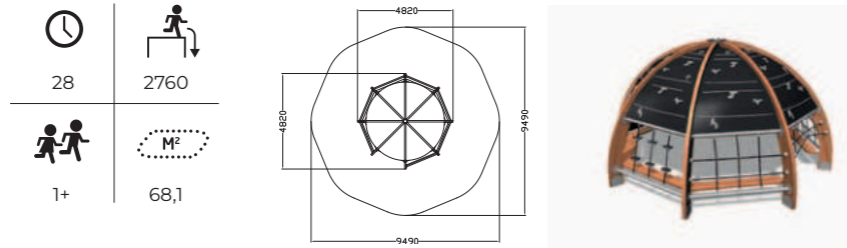
239031M  
Halo Cubic

|  |    |  |      |
|--|----|--|------|
|  | 68 |  | 1000 |
|  | 6+ |  | 14,8 |

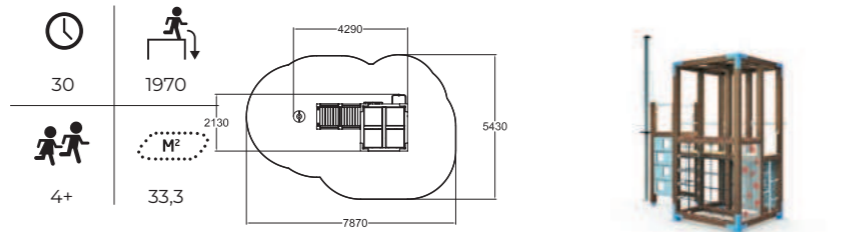




231005   
Play Planetarium

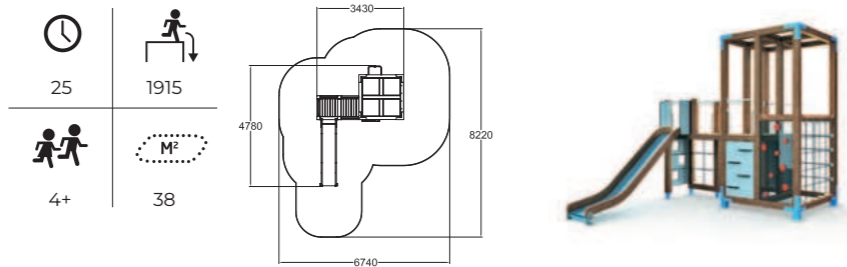


231010M  
Halo with DropZone

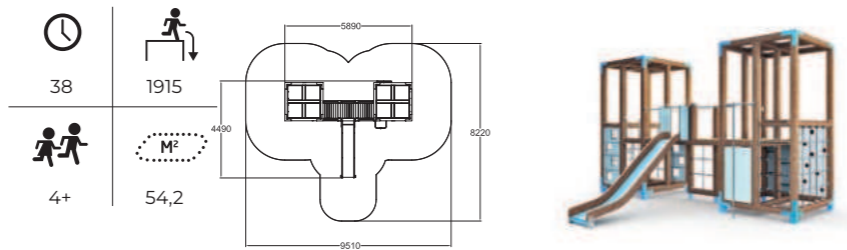


Please note: DropZone with deep mounting.

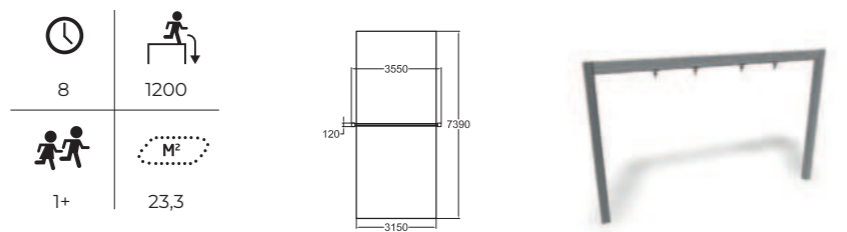
231015M  
Halo



231020M  
Halo

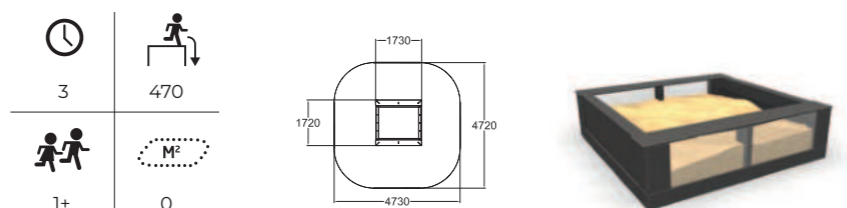


230050  
Halo Swing



Deep mounting. Order seats separately (000216/ 000218/000104/000221/000211).

230040  
Halo Sandbox



Deep mounting.





STRUTTURE MULTIFUNZIONALI

# Linea WALL HOLLA

Wall-Holla porta il gioco a un nuovo livello. In una moderna struttura per arrampicate gente di età diverse é in grado di vivere un'avventura sicura all'interno nei diversi piani in una struttura di acciaio.




400114ES  
Wall-Holla 14  
with External Slide

|  |     |  |       |
|--|-----|--|-------|
|  | 128 |  | 2800  |
|  | 5+  |  | 102,9 |




400114IS  
Wall-Holla 14  
with Internal Slide

|  |     |  |       |
|--|-----|--|-------|
|  | 128 |  | 2800  |
|  | 5+  |  | 100,4 |



400114  
Wall-Holla 14

|  |     |  |      |
|--|-----|--|------|
|  | 128 |  | 2800 |
|  | 5+  |  | 92,5 |



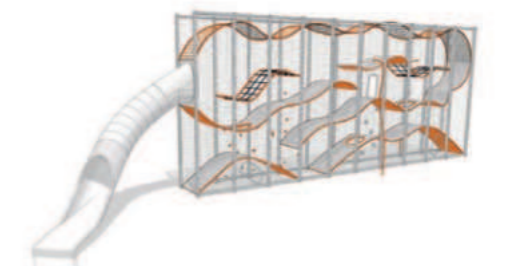
400113G  
Wall-Holla 13  
with a Goal

|  |     |  |      |
|--|-----|--|------|
|  | 128 |  | 2470 |
|  | 5+  |  | 57,8 |



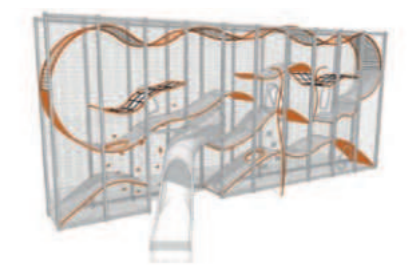
400110ES  
Wall-Holla 10  
with External Slide

|  |    |  |      |
|--|----|--|------|
|  | 96 |  | 2470 |
|  | 5+ |  | 82,4 |







400110IS  
Wall-Holla 10  
with Internal Slide

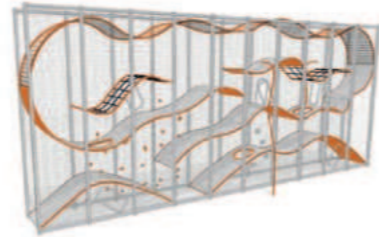
|  |    |  |      |
|--|----|--|------|
|  | 96 |  | 2470 |
|  | 5+ |  | 80,2 |










400110  
Wall-Holla 10

|   |   |
|---|---|
| <br>96 | <br>2470 |
| <br>5+ | <br>72,0 |







400107ES  
Wall-Holla 7  
with External Slide

|   |   |
|---|---|
| <br>72 | <br>2470 |
| <br>5+ | <br>62,8 |







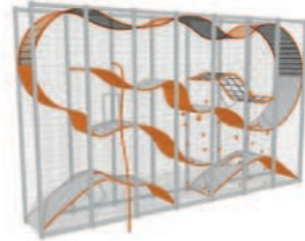
400107IS  
Wall-Holla 7  
with Internal Slide

|   |   |
|---|---|
| <br>72 | <br>2470 |
| <br>5+ | <br>60,1 |



400107  
Wall-Holla 7

|   |   |
|---|---|
| <br>72 | <br>2470 |
| <br>5+ | <br>52,4 |






STRUTTURE PARTICOLARI

# Giochi a tema

Con i nostri giochi a tema potete creare dei parchi da gioco speciali e costruire un ulteriore valore di fantasia.

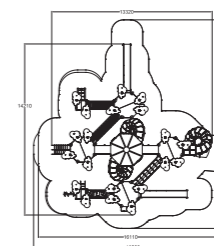


137760  
Adventure Forest

🕒 120  
👤 2570

👤 6+  
📐 165,0

Ready-made colour combination, customisable with configuration.

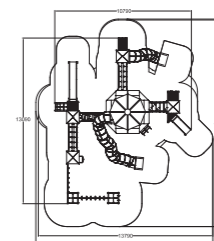


137750  
Activity Centre

🕒 80  
👤 1970

👤 3+  
📐 147,4

Ready-made colour combination, customisable with configuration.

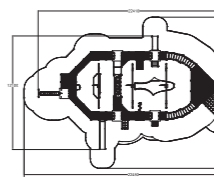


137840  
Santa Maria

🕒 96  
👤 2900

👤 3+  
📐 203,0

Ready-made colour combination, customisable with configuration.

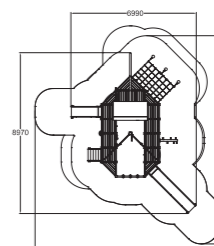


137835  
Fishing Ship

🕒 32  
👤 1470

👤 3+  
📐 67,0

Ready-made colour combination, customisable with configuration.

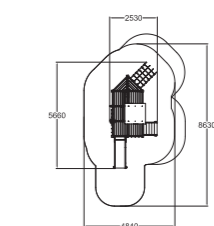


137820  
Little Ship

🕒 14  
👤 1000

👤 1+  
📐 32,2

Ready-made colour combination, customisable with configuration.

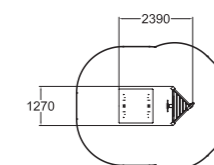


137815  
Play Boat

🕒 5  
👤 270

👤 1+  
📐 0





Ready-made colour combination, customisable with configuration.


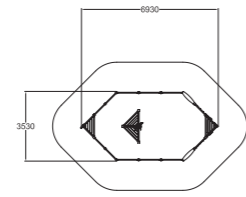




137850   
Sandbox Boat





Deep mounting. Inclusive. Ready-made colour combination, customisable with configuration.

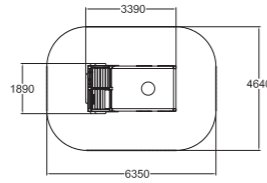
|   |   |
|---|---|
|  |  |
| 8,5   | 380   |
|  |  |
| 1+  | 2,0   |



137910  
Sand Truck





Deep mounting. Ready-made colour combination, customisable with configuration.

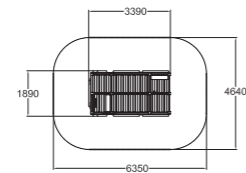
|   |   |
|---|---|
|  |  |
| 10,5  | 570   |
|  |  |
| 1+  | 0   |



137915  
Fire Truck





Ready-made colour combination, customisable with configuration.

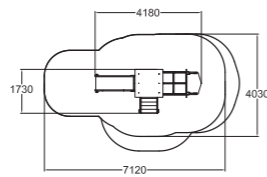
|   |   |
|---|---|
|  |  |
| 8   | 570   |
|  |  |
| 1+  | 5,0   |




137930   
Locomotive





Inclusive. Ready-made colour combination, customisable with configuration.

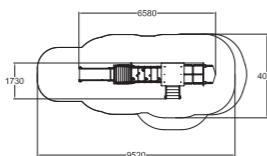
|   |   |
|---|---|
|  |  |
| 15,5  | 1000  |
|  |  |
| 2+  | 23,1  |



137935   
Train





Inclusive. Ready-made colour combination, customisable with configuration.

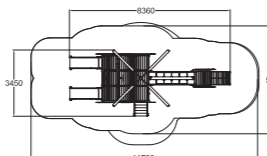
|   |   |
|---|---|
|  |  |
| 23  | 1000  |
|  |  |
| 2+  | 32,2  |







137925  
Helicopter

Ready-made colour combination, customisable with configuration.

|   |   |
|---|---|
|  |  |
| 18  | 1470  |
|  |  |
| 3+  | 52,0  |







Q61017  
Train

|   |   |
|---|---|
|  |  |
|   |   |
|  |  |
|   |   |







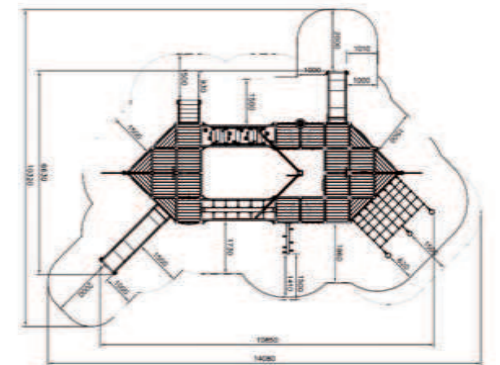
Q12615  
Little Police car

|   |   |
|---|---|
|  |  |
|   | 1990  |
|  |  |
|   | 24,8  |







Q12325  
Viking ship

|   |   |
|---|---|
|  |  |
|   | 1470  |
|  |  |
|   | 90,4  |







Q16970  
Ship Wreck

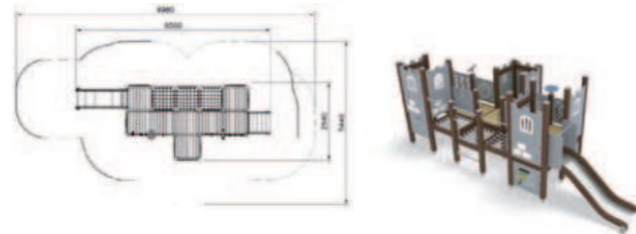
|   |   |
|---|---|
|  |  |
| 128   | 2800  |
|  |  |
| 5+  | 102,9   |









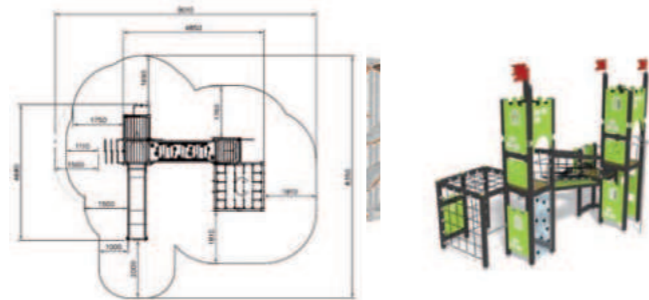
Q16987  
Little Castle

|   |   |
|---|---|
|  |  |
|   | 1970  |
|  |  |
| 3+  | 53,6  |







Q11517-1  
Castle Tower Play


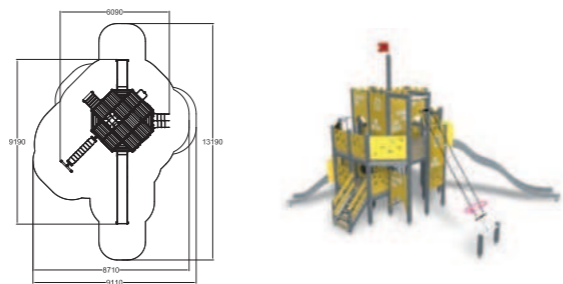
|   |   |
|---|---|
|  |  |
|   | 1970  |
|  |  |
| 6+  | 53,6  |



137730  
Castle

Ready-made colour combination,  
customisable with configuration.

|   |   |
|---|---|
|  |  |
| 30  | 3000  |
|  |  |
| 3+  | 66,7  |





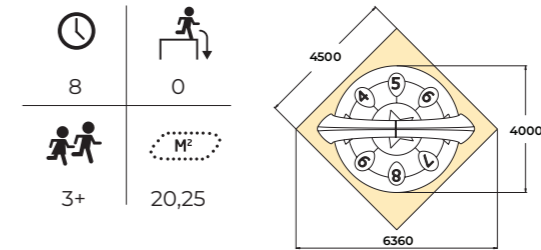
GIOCHI TECNOLOGICI

# GIOCHI INTERATTIVI

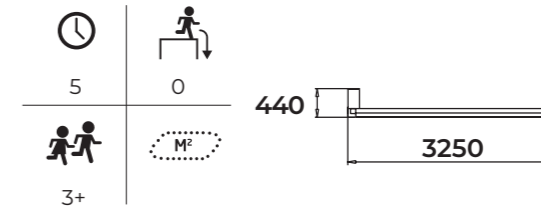
Noi di Lappset stiamo rivoluzionando il gioco per tutti! La nostra missione è migliorare il benessere del mondo creando giochi stimolanti che stimolano l'immaginazione, favoriscono l'apprendimento, rispettano l'ambiente e incoraggiano l'attività.



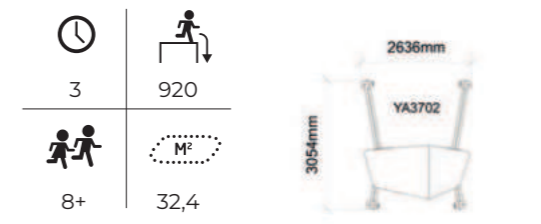
YA3500  
Sona



YA3550  
Sutu



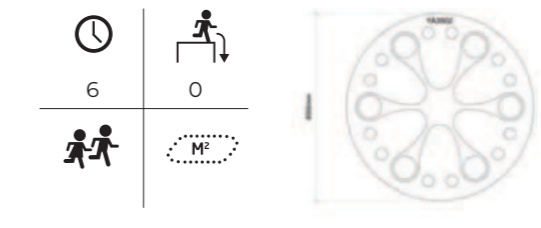
YA3702  
Fono



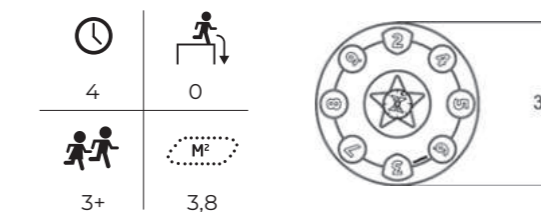
YA3900  
Memo



YA3902  
Memo Flooring



YA3450 ★ NEW  
Luna





# I cinque principi di progettazione per le nostre attrezzature per parchi giochi interattivi



## DIVERTIMENTO

„Per favore, posso andare ancora una volta?“ è una frase che potresti sentire da un bambino a un genitore in un parco giochi. Ci piace sentirlo dire da chiunque giochi con i nostri prodotti perché significa che qualcuno si sta divertendo. Ci piace includere l'effetto „one-more-time“ in tutti i nostri progetti. Il divertimento è una priorità assoluta, perché se non è divertente nessuno giocherà e puoi dimenticarti degli altri quattro principi.

## ATTIVO

Ci piace che i nostri prodotti siano in grado di far alzare le persone dal divano e farle muovere! Trascorriamo così tanto tempo in posizione seduta, nota anche come „malattia della seduta“. La ricerca ha dimostrato che 3 bambini su 4 nel Regno Unito trascorrono meno tempo fuori rispetto ai detenuti. Progettiamo i nostri prodotti per coinvolgere le persone in un modo giocoso che fa bene al corpo e alla mente.




## INTELLIGENTE

Combiniamo elementi di gioco e giochi all'aperto per creare un nuovo modo di giocare. Utilizziamo tecnologie innovative per migliorare il livello del parco giochi e creare ambienti di gioco magici. Carica nuove fantastiche funzionalità e giochi sull'attrezzatura da gioco affinché gli utenti possano scoprirli. Il gioco si adatta dinamicamente all'utente e il software può essere adattato ai giocatori. Utilizziamo i dati dei nostri set da gioco per migliorare continuamente tutte le nostre installazioni.

## ALL'APERTO

Crediamo nel potere del gioco all'aperto sano e avventuroso. Ad esempio, ballare fuori sotto la pioggia con i tuoi amici o giocare a calcio in una giornata soleggiata. Ecco perché progettiamo tutti i nostri prodotti interattivi affinché durino all'esterno, resistenti alle intemperie e agli atti vandalici. I nostri giochi possono essere collocati anche all'interno.



## CREATIVO

Come progettisti Lappset, non creiamo il gioco ma le possibilità di giocare. Se lo facciamo bene, offriamo ai giocatori „1001 modi di giocare“ per scoprire se stessi. Nella nostra esperienza, le uniche persone che si chiedono „come dovrebbero giocare“ sono gli adulti. Non diciamo ai giocatori come giocare ma diamo loro alcuni suggerimenti, oltre alla libertà di sviluppare le proprie regole ed idee per creare la vera magia!

**INCLUSO:**  
continuo  
aggiornamento  
della **SOFTWARE**  
su tutti i nostri  
prodotti interattivi



# Lappset Sona



Scan or click here to learn more



## Basic product



|           |   |
|-----------|---|
| YA3500    | Lappset Sona Interactive dance & play arch, incl. Funky Floor                 |
| YA3500-MG | Lappset Sona Interactive dance & play arch in marine grade, incl. Funky Floor |

New

## Color options



|        |  |
|--------|--|
| YA3525 | Different color Sona polyester caps (inner metal covers are available in all RAL colors) |
|--------|--|



|        |   |
|--------|---|
| YA3526 | Striped color polyester caps, e.g., rainbow Sona, maximum 11 stripes, available in all RAL colors |
|--------|---|

# Lappset Luna Danza - indoor

## DIVERTIMENTO e DANZA

Lappset Luna Danza è: un set di gioco inclusivo che aggiunge magia a qualsiasi spazio interno. Esso rileva il movimento dei giocatori e reagisce con suono e musica. I bambini sono incoraggiati a ballare, suonare e lavorare insieme in vari modi. Ogni volta che entri in campo tu sarai sorpreso con nuovi giochi e sfide da scoprire insieme.

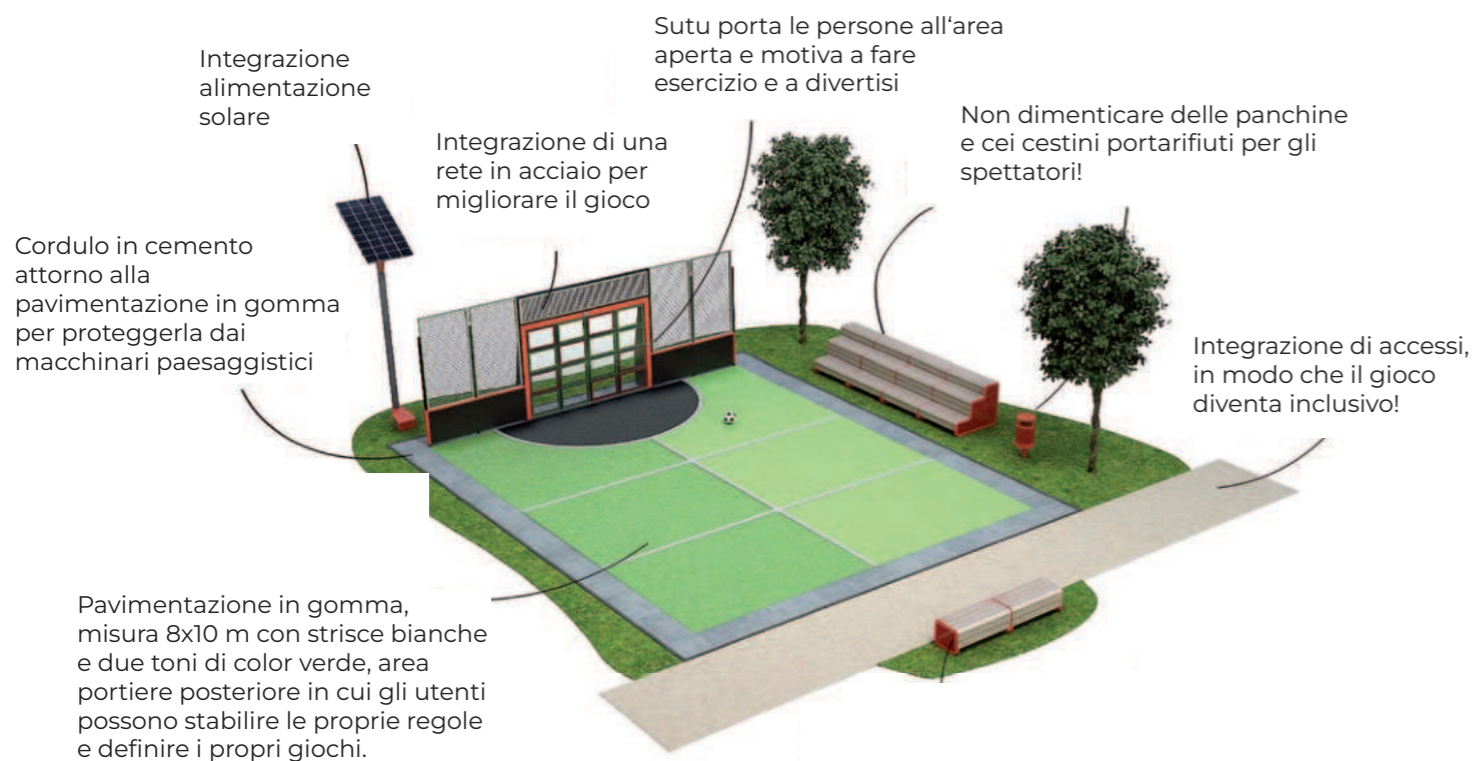


Scan or click here to learn more



PARETE DA CALCIO INTERATTIVA

# Lappset Sutù



ESEMPIO DI PROGETTAZIONE



Scan or click here to learn more

TAVOLO DJ INTERATTIVO

# Fono

## RIPRODUCI LA TUA MUSICA

Ecco alcune caratteristiche chiave del Fono:

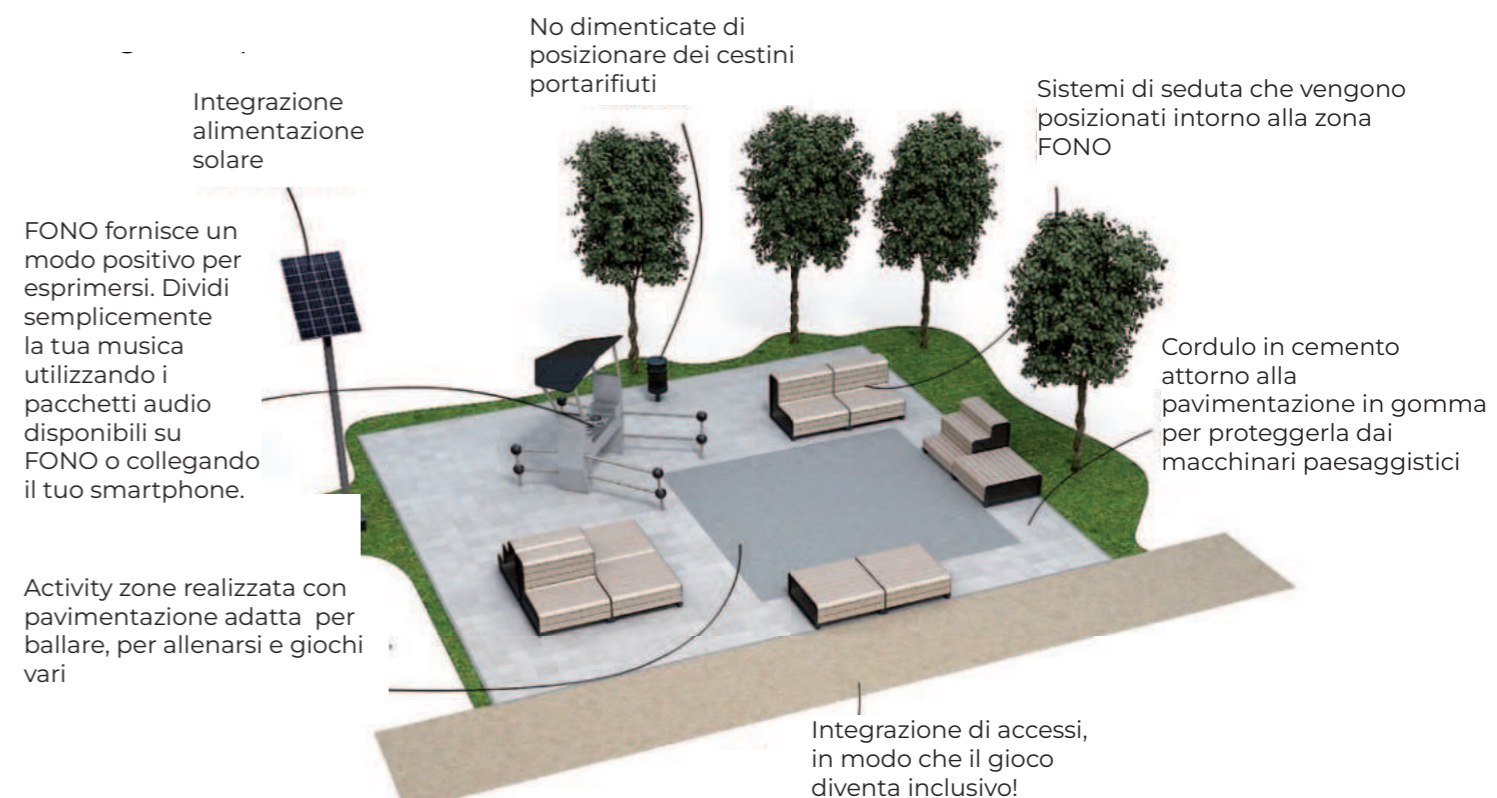
- **L'unico tavolo per DJ all'aperto al mondo**
- Divertente **luogo di ritrovo** per i giovani
- **Riproduci la tua musica dal tuo telefono** o utilizzala musica ed effetti sonori preinstallati
- FONO va oltre il semplice ascolto; scintilla movimento, trasformando gli spazi ordinari in ambienti vibranti
- Vincitore del premio Red Dot



Scan or click here to learn more



ESEMPIO DI PROGETTAZIONE

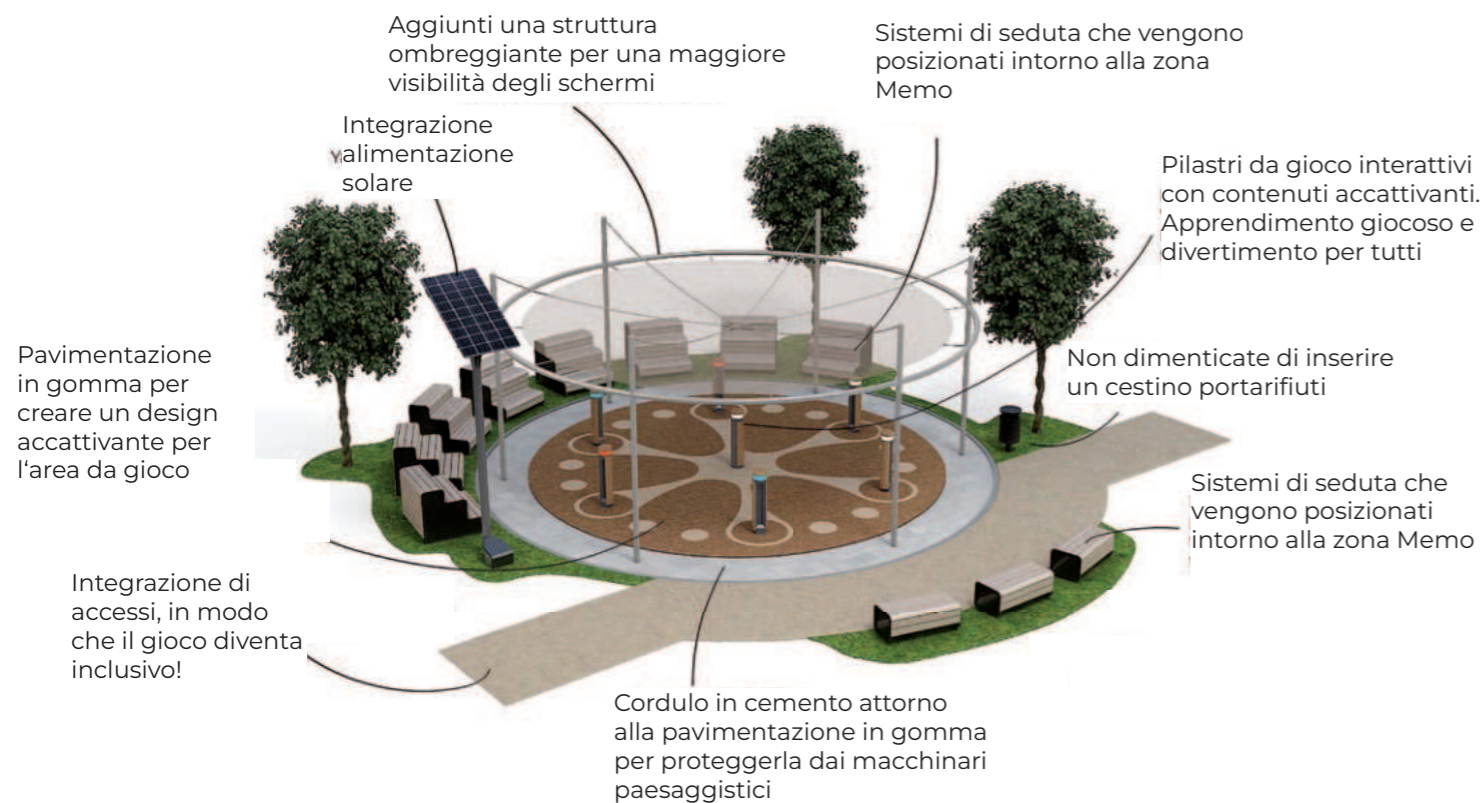




PARETE DA CALCIO INTERATTIVA

# Lappset Memo

## ESEMPIO DI PROGETTAZIONE



## PLANNING TOOL OUTDOOR CLASSROOM

Lappset Outdoor Classroom rappresenta l'impegno verso l'apprendimento permanente. Esso integra perfettamente una zona attiva con il gioco MEMO.

Un'aula modulare consente la preparazione, il coinvolgimento, la riflessione e la valutazione delle lezioni che offre MEMO.

Questo esempio di layout dimostra l'incorporazione di MEMO nelle lezioni educative quotidiane. Un tracking di corsa che unisce ti porta alla ricerca di conoscenze giocando...



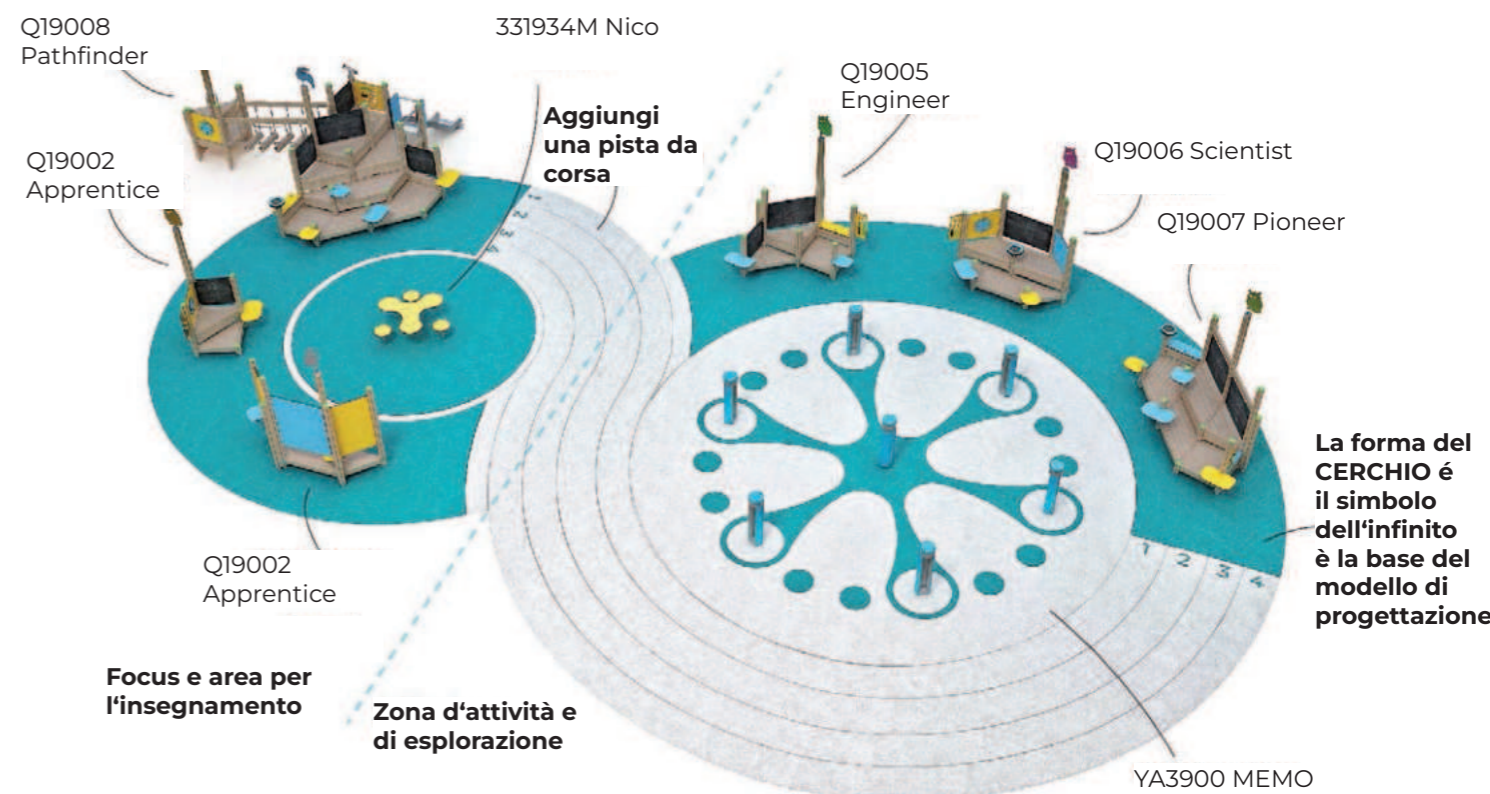
## PILASTRI DA GIOCO INTERATTIVI

Ecco alcune caratteristiche chiave del gioco Memo:

- Memo porta il gioco educativo a un livello più alto, offrendo un'esperienza interattiva e stimolante esperienza di gioco per bambini, ragazzi ed adulti.
- Vari giochi educativi soddisfano esigenze diverse, bisogni di apprendimento, permettendo ai bambini di imparare mentre si divertono.
- Sette colonne con **touch screen LED a 360°** forniscono un'esperienza di gioco coinvolgente ed incoraggiante ore di intrattenimento esplorazione.
- I giochi di Memo non solo istruiscono ma promuovono le abilità sociali come il lavoro di squadra.



Scan or click here to learn more





# Area scolastica: Istruzioni per la progettazione di un ambiente da gioco funzionale



Il coinvolgimento di un gruppo di dimensioni adeguate di persone provenienti da contesti diversi garantisce il maggior successo nella pianificazione di un'area da gioco. Esistono diversi modi creativi per coinvolgere i bambini nella progettazione, ad esempio con disegno, scrittura, interviste e realizzazione di modelli in scala. La cosa più importante è coinvolgere il maggior numero di diversi alunni e utenti della scuola nel progettare la nuova area.

Gli alunni possono partecipare al processo decisionale, invitandoli per esempio alle riunioni che è un ottimo strumento di apprendimento per tutti.

## Area scolastica

- Percorsi di accesso, percorsi scolastici, percorsi per il traffico leggero
- Percorsi di soccorso e di servizio, manutenzione invernale (neve), dimensioni e forma dell'area
- Descrizione delle vicinanze (area del parco, edifici, aziende, ecc.)
- È necessario recintare l'area?
- Nell'area rimarrà un angolo di bosco (condizioni naturali)?
- Direzione della luce e dei raggi solari
- Alberi ed altri elementi ombreggianti che rimangono nell'area?
- Eventuali regolamenti relativi alla progettazione dell'area
- C'è/ci sono attrezzature esistenti?
- L'attrezzatura esistente è stata ispezionata? In caso contrario, quando dovrebbe essere effettuata?
- Quanto spazio deve avere il parco per utenti simultanei? (Capacità, dimensioni della scuola, orario dell'intervallo)
- È possibile includere attività per persone di tutte le età, considerando anche l'uso serale? Ad esempio, palestra / fitness / sport per anziani



## Come può essere un apprendimento funzionale all'aperto?

Nella migliore delle ipotesi, l'ambiente può offrire diverse opportunità di apprendimento. La foresta vicina può essere utilizzata durante le lezioni di biologia per identificare la flora, la base di sicurezza disegnata in diversi colori può essere utilizzata per gli esercizi di matematica, e la storia può essere studiata utilizzando aree tematiche.

Le attrezzature interattive per il gioco e lo sport, in particolare possono creare ambienti di apprendimento senza eccessiva pianificazione.



PARCHI SPECIALI

# Scuola all'aperto

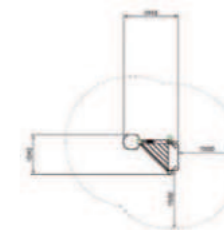
Portiamo la scuola all'aperto con nuove idee e concetti!

Q19001  
Student

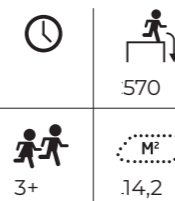


570

M²  
13,8

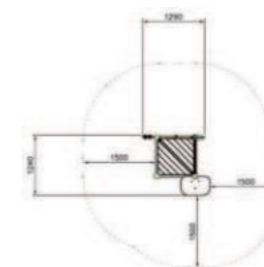


Q19002  
Apprentice

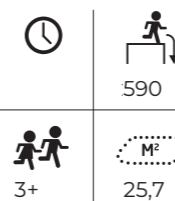


570

M²  
14,2

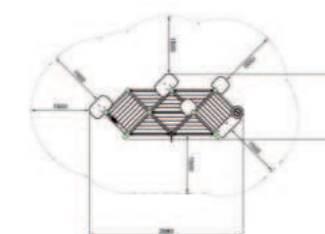


Q19007  
Pionerr




590

M²  
25,7

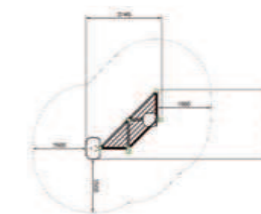


Q19004  
Professor




570

M²  
17,7

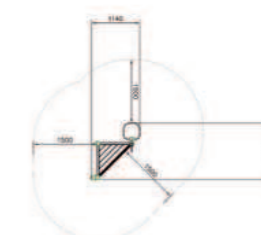


Q19003  
Teacher



570

M²  
13,1

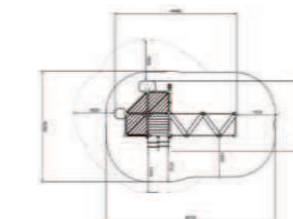


Q19008  
Pathfinder







870

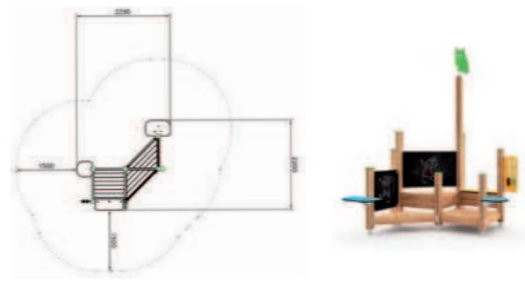
M²  
22,1










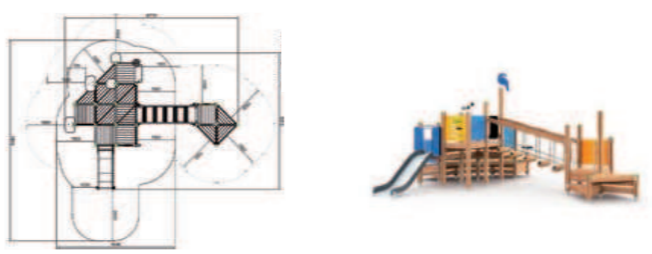
Q19005  
Engineer

|   |   |
|---|---|
|  |  |
|   | 590   |
|  |  |
| 3+  | 20,3  |



Q19009  
Expolorer

|   |   |
|---|---|
|  |  |
|   | 1170  |
|  |  |
| 3+  | 30  |



Scientist  
Q19006





STRUTTURE MULTIFUNZIONALI

# Linea MOOMINHOUSE

Premium è la scelta giusta per voi quando volete costruire più di un parco giochi, una grande esperienza che attirerà i visitatori anche da lontano.



MP0101  
Moominhouse



110



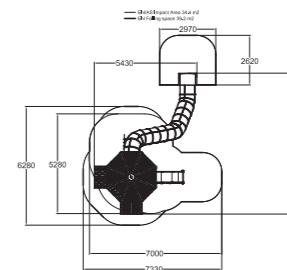
1970



1+



34,4



With surface mounting MP0101B

MP0201  
Moomin Bridge



4



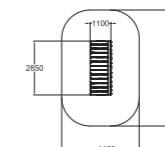
510



1+



34,4



MP0202  
Moomin Hammock



1



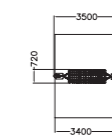
1000



2+



15



With surface mounting MP0202B

Moomin Flower  
MP0301 Blue  
MP0302 Red  
MP0303 Yellow



1




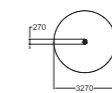
210



1+



0



MP0203  
Snufkin's Tent



2



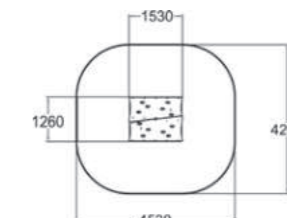
1470



1+



17,4



With surface mounting MP0203B.

MP0204  
Moomin Log Tunnel



4



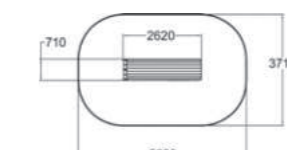
750



1+



18,9



With surface mounting MP0204B.



MP0206  
Snufkin's Forest



24



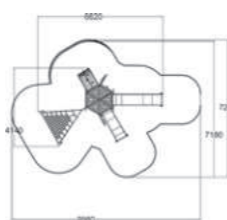
1470



1+




45,2



## Chi sono i Moomins?

I Moomins sono personaggi di finzione creati dalla scrittrice ed illustratrice finlandese di lingua svedese Tove Jansson.

Dall'aspetto simile ad ippopotami bianchi, abitano nella valle omonima, luogo tranquillo e sicuro, e le loro storie narrano degli eventi che accadono nella valle...





# Design inclusivo: Una progettazione inclusiva deve considerare una varietà di possibili menomazioni



- 1. Corrimano per il supporto visivo e fisico
- 2. Panchina con corrimano
- 3. Attività in sezioni
- 4. Piante con suoni e profumi variabili
- 5. Percorso di orientamento con buon contrasto
- 6. Salite con corrimano
- 7. Diverse salite agli scivoli: sentiero o parete di arrampicata
- 8. Punti focali per aiuti visivi
- 9. Aree tranquille

- 10. Varietà di altalene
- 11. Area tranquilla con ombra
- 12. Recinzione per l'area delle altalene
- 13. Colore diverso delle superfici intorno alle attività
- 14. Varietà di materiali per la pavimentazione
- 15. Ingresso visibile da lontano
- 16. Superficie uniforme
- 17. Cancelli e recinzione

- Fisico
- Sensoriale
- Comportamento, emozionale
- Sviluppo



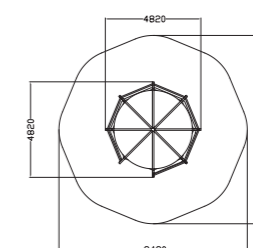
DFA

# Giochi INCLUSIVI

L'inclusione è per noi è un tema di fondamentale importanza: crediamo da sempre che tutti i bambini debbano avere accesso ai giochi e, soprattutto, agli stessi giochi. Ecco perché ci impegniamo nel creare parchi giochi inclusivi dove tutti i bambini possano giocare e interagire tra loro.

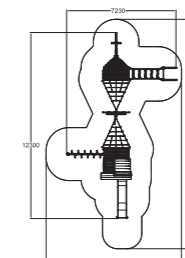
231005 ☀️  
Play Planetarium

|         |           |
|---------|-----------|
| 🕒<br>28 | 👤<br>2760 |
| 👥<br>1+ | 📐<br>68,1 |



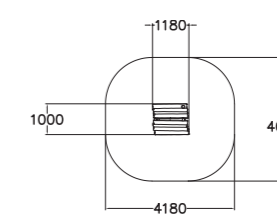
175521 ☀️  
Ship Millicent

|         |           |
|---------|-----------|
| 🕒<br>36 | 👤<br>2330 |
| 👥<br>4+ | 📐<br>68   |



175581 ☀️  
Little Hut

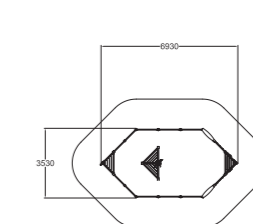
|         |        |
|---------|--------|
| 🕒<br>2  | 👤<br>0 |
| 👥<br>1+ | 📐<br>0 |



Check out our website for possible add-ons and ideas for theming: [lappset.com](http://lappset.com)

137850 ☀️  
Sandbox Boat

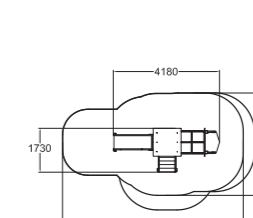
|          |          |
|----------|----------|
| 🕒<br>8.5 | 👤<br>380 |
| 👥<br>1+  | 📐<br>2,0 |



Deep mounting. Inclusive. Ready-made colour combination, customisable with configuration.

137930 ☀️  
Locomotive

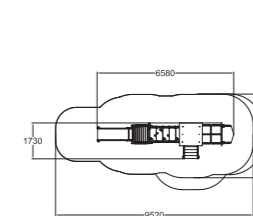
|           |           |
|-----------|-----------|
| 🕒<br>15.5 | 👤<br>1000 |
| 👥<br>2+   | 📐<br>23,1 |



Inclusive. Ready-made colour combination, customisable with configuration.

137935 ☀️  
Train

|         |           |
|---------|-----------|
| 🕒<br>23 | 👤<br>1000 |
| 👥<br>2+ | 📐<br>32,2 |



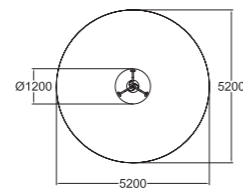
Inclusive. Ready-made colour combination, customisable with configuration.



137004M ☀️  
Rumba

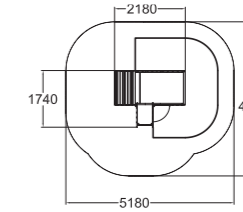
Includes a foundation base.

|    |      |
|----|------|
|    |      |
| 2  | 1000 |
|    |      |
| 3+ | 21,2 |



M96009 ☀️  
Castle

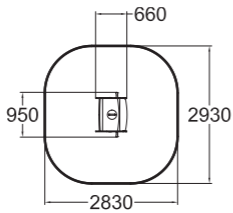
|    |      |
|----|------|
|    |      |
| 1  | 1000 |
|    |      |
| 1+ | 15,2 |



010710 ☀️  
Fox

Deep mounting foundation 705998 or 2x rubber bases 706923 for surface mounting must be ordered separately.


|    |     |
|----|-----|
|    |     |
| 1  | 420 |
|    |     |
| 2+ | 7,4 |



703703  
Dropzone Elevator



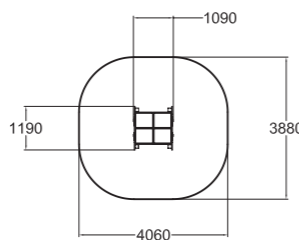
707305-703SP  
Treasure Map



104620M ☀️  
Tube Tunnel

Available in Finno colours.

|    |      |
|----|------|
|    |      |
| 1  | 980  |
|    |      |
| 1+ | 14,0 |



707304SP ☀️  
Telescope



137609 ☀️  
Communication Spot

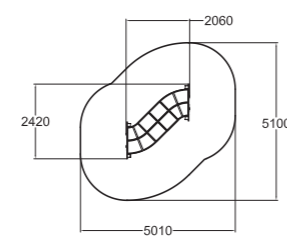
The product contains one pictogram board in the language of your choice.



104625M ☀️  
Long Tube Tunnel

Available in Finno colours.

|    |      |
|----|------|
|    |      |
| 4  | 980  |
|    |      |
| 1+ | 19,0 |



Q10898 ☀️  
Toddler track

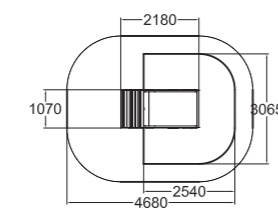


|    |      |
|----|------|
|    |      |
| 4  | 1340 |
|    |      |
| 1+ | 13   |



M96371 ☀️  
Ladybird Playhouse

|     |      |
|-----|------|
|     |      |
| 0.5 | 1000 |
|     |      |
| 1+  | 7,4  |



000104 ☀️  
Hugo & Ines




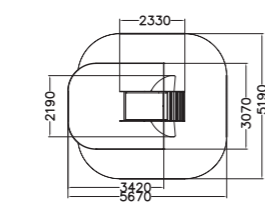
The swing seat is suitable for swings: 137414M, 137418M, 220061M.

910674 ☀️  
Inclusive Basket Swing Seat




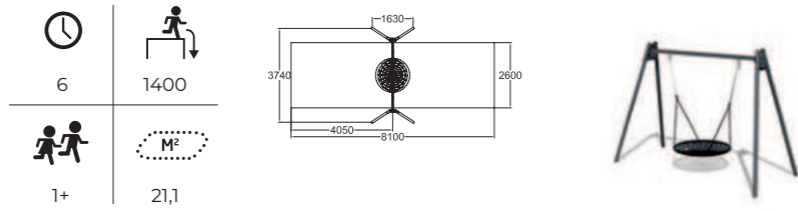
M96254 ☀️  
Airplane

|    |      |
|----|------|
|    |      |
| 1  | 1000 |
|    |      |
| 1+ | 10,1 |




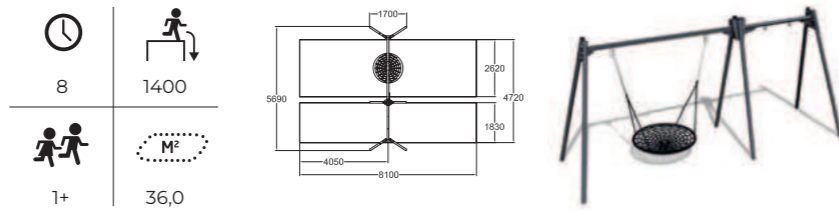


220066M   
Thallium




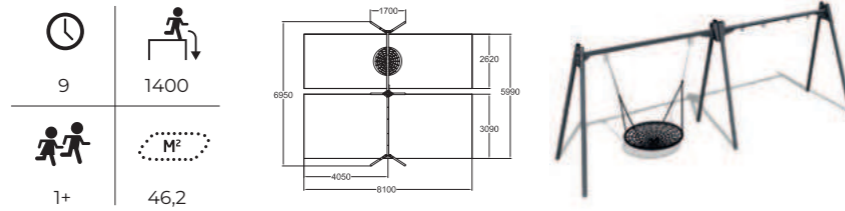
Seat included. Deep mounting without concreting can be done with foundation plates. Plates must be ordered separately. RAL7024, RAL9023, hot-dip galvanized. For a surcharge, you can order the swing with inclusive basket swing seat.

220067M   
Cerium




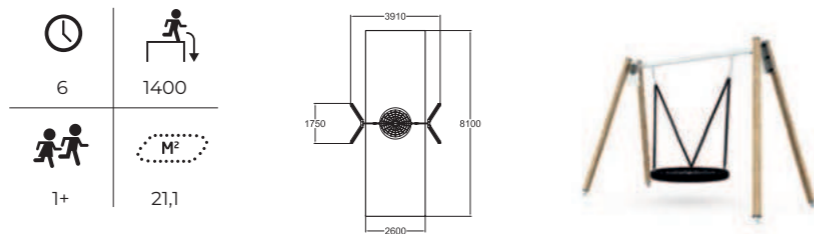
Seat included. Deep mounting without concreting can be done with foundation plates. Plates and seats (000226/(000228) must be ordered separately. RAL7024, RAL9023, hot-dip galvanized. For a surcharge, you can order the swing with inclusive basket swing seat.

220068M   
Erbium



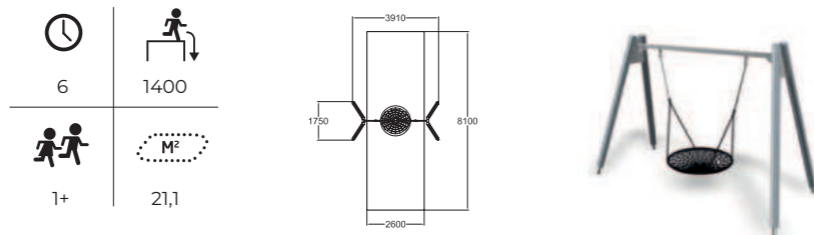
Seat included. Deep mounting without concreting can be done with foundation plates. Plates and seats (000226/(000228) must be ordered separately. RAL7024, RAL9023, hot-dip galvanized. For a surcharge, you can order the swing with inclusive basket swing seat.

175576   
Flora Bird's Nest Swing




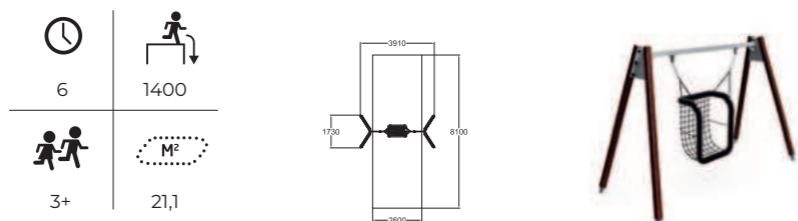
Deep mounting without concreting can be done with foundation plates. Seat included.

137417M   
Bird's Nest Swing

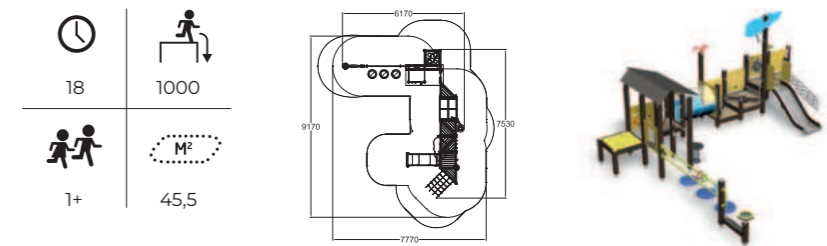


Deep mounting without concreting can be done with foundation plates. Foundation plates and seat included.

137419M   
Finno Inclusive swing

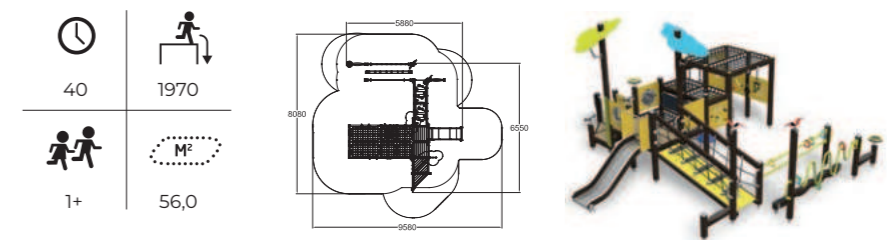


137601   
Play Centre S



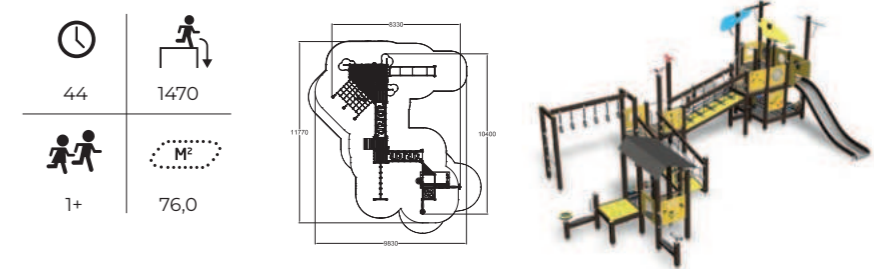
Colours and functions are selected according to inclusive design principles. Only customisable with MyDesign service.

137602   
Play Centre M



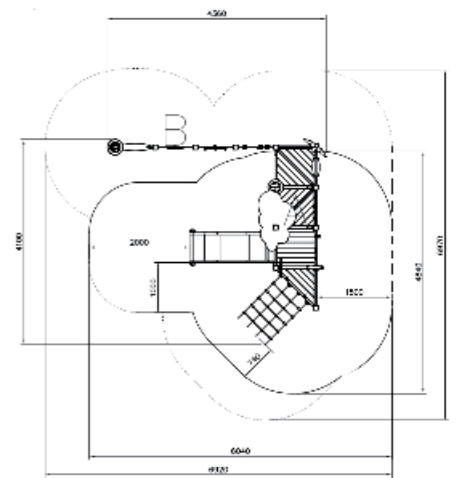
Colours and functions are selected according to inclusive design principles. Only customisable with MyDesign service.

137603   
Play Centre L



Colours and functions are selected according to inclusive design principles. Only customisable with MyDesign service.

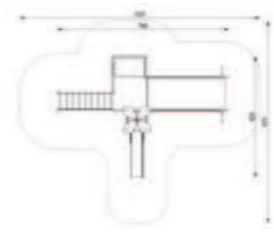
Q10865  
Inclusive Play





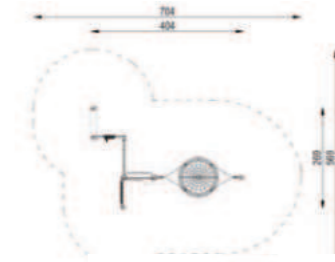
10006T  
Kubus

|    |       |
|----|-------|
|    |       |
|    | 1650  |
|    |       |
| 2+ | 54,56 |



ZR001  
Fun & Relaxation  
Set

|    |       |
|----|-------|
|    |       |
|    | 950   |
|    |       |
| 1+ | 27,78 |



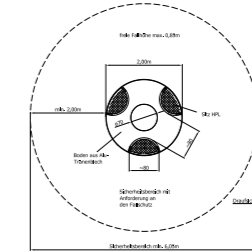
16007C  
Jack

|    |        |
|----|--------|
|    |        |
|    | 600    |
|    |        |
| 2+ | 102,65 |



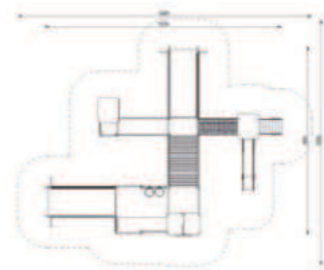
12-1010-XXL-0-000  
Family Carousel

|    |  |
|----|--|
|    |  |
|    |  |
|    |  |
| 3+ |  |



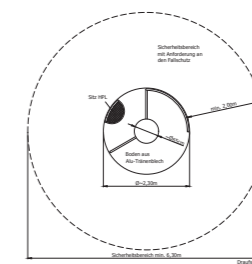
10007C  
Jacus

|    |        |
|----|--------|
|    |        |
|    | 1360   |
|    |        |
| 2+ | 114,90 |



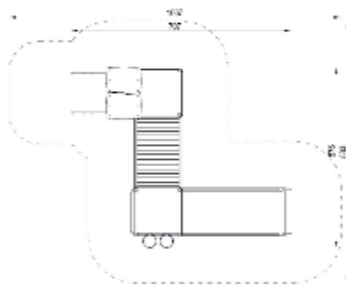
12-1012-XXL-0-000   
Inclusive Carousel 2

|    |  |
|----|--|
|    |  |
|    |  |
|    |  |
| 3+ |  |

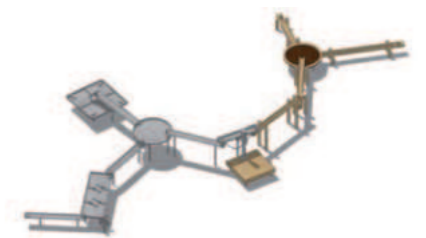
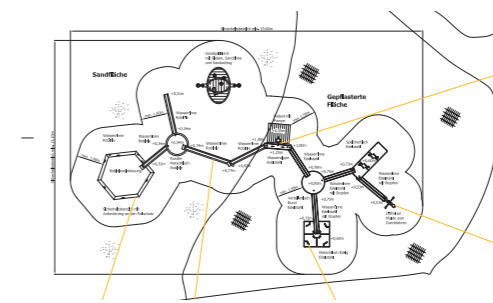


16006C  
Jacob

|    |       |
|----|-------|
|    |       |
|    | 600   |
|    |       |
| 2+ | 60,05 |

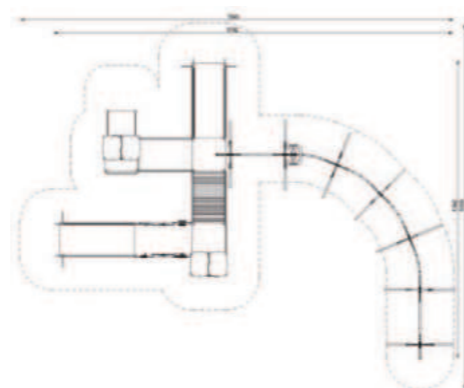


09-0061-XXX-9-000  
Water Play Bremen



10107C  
Michas

|    |        |
|----|--------|
|    |        |
|    | 950    |
|    |        |
| 2+ | 147,84 |





Linea ABC

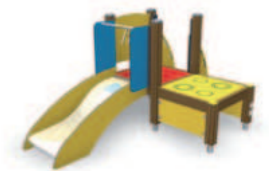
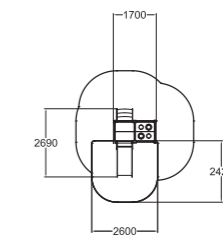
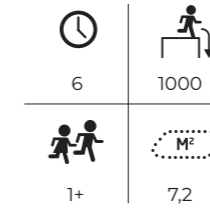
# Giochi per ASILO NIDO

Premium è la scelta giusta per voi quando volete costruire più di un parco giochi, una grande esperienza che attirerà i visitatori anche da lontano.



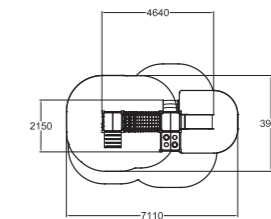
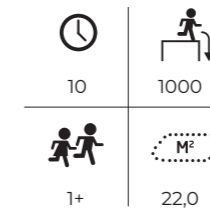
104310M  
Anton

Ready-made colour combination,  
customisable with configuration.



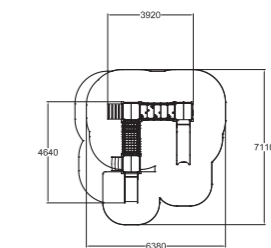
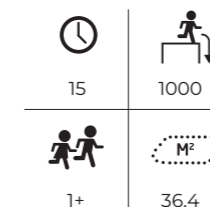
104315M  
Tino

Ready-made colour combination,  
customisable with configuration.



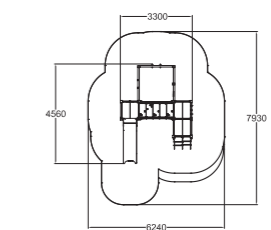
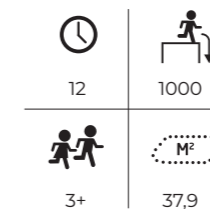
104320M  
Marcus

Possibility to add two roofs.  
Ready-made colour combination,  
customisable with configuration.




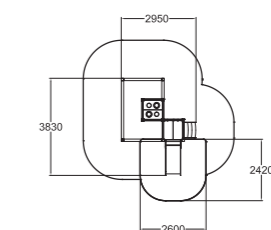
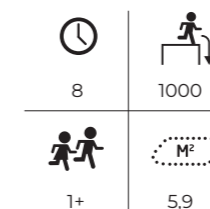
104325M  
Lucas

Possibility to add two roofs.  
Ready-made colour combination,  
customisable with configuration.



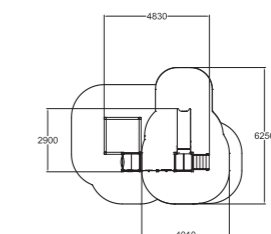
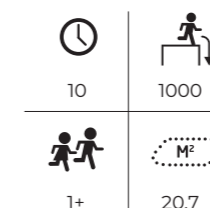
104500M  
Rosa

Ready-made colour combination,  
customisable with configuration.



104510M  
Lisa

Ready-made colour combination,  
customisable with configuration.


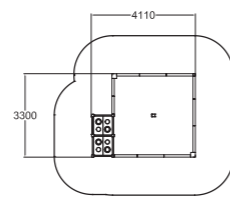




104512M  
Sofia

Ready-made colour combination, customisable with configuration.


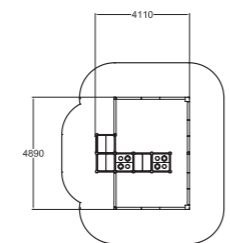
|  |    |  |     |
|--|----|--|-----|
|  | 5  |  | 570 |
|  | 1+ |  | 0   |



104515M  
Linnea

Ready-made colour combination, customisable with configuration.

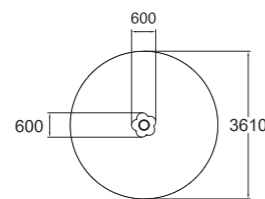
|  |    |  |      |
|--|----|--|------|
|  | 10 |  | 700  |
|  | 1+ |  | 19,0 |



104610M  
Flower Table

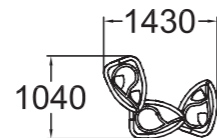
High pressure laminate colour: RAL 7024, RAL 7040, RAL 3020, RAL 640-2, RAL 6018, RAL 1003, RAL 250-3, RAL 4006.

|  |     |  |     |
|--|-----|--|-----|
|  | 1.5 |  | 320 |
|  | 1+  |  | 0   |



104333M  
Ella

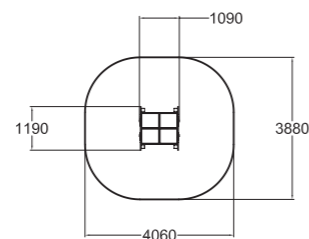
|  |    |  |     |
|--|----|--|-----|
|  | 1  |  | 580 |
|  | 1+ |  | 0   |



104620M   
Tube Tunnel

Available in Finno colours.

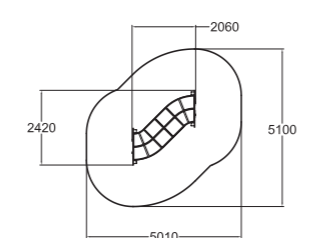
|  |    |  |      |
|--|----|--|------|
|  | 1  |  | 980  |
|  | 1+ |  | 14,0 |



104625M   
Long Tube Tunnel

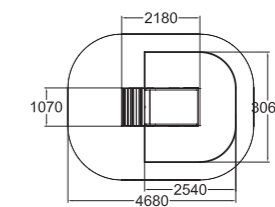
Available in Finno colours.

|  |    |  |      |
|--|----|--|------|
|  | 4  |  | 980  |
|  | 1+ |  | 19,0 |



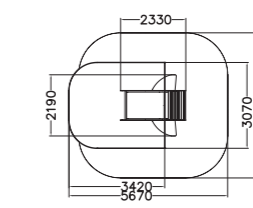
M96371   
Ladybird Playhouse

|  |     |  |      |
|--|-----|--|------|
|  | 0.5 |  | 1000 |
|  | 1+  |  | 7,4  |



M96254   
Airplane

|  |    |  |      |
|--|----|--|------|
|  | 1  |  | 1000 |
|  | 1+ |  | 10,1 |

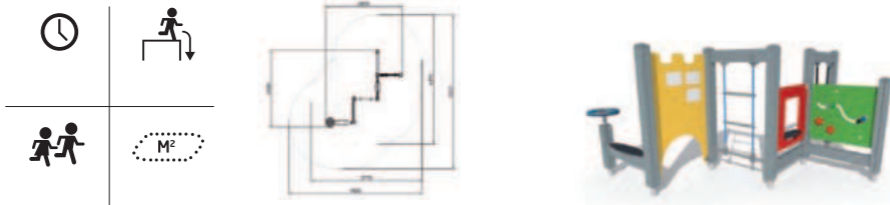


## Prima infanzia

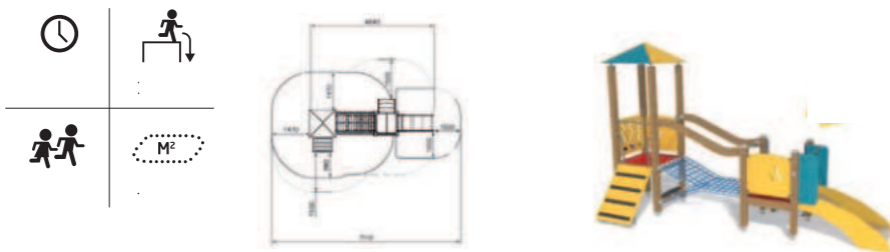
Il gioco in un asilo nido o in una scuola materna offre ai bambini molteplici opportunità di fare esperienze motorie e sensoriali: sviluppare la loro intelligenza, le loro relazioni con gli altri e la padronanza del proprio corpo. L'area gioco, attraverso la sua organizzazione in ambiente educativo, consente anche agli educatori di seguire un programma orientato alla progressione motoria dei bambini piccoli.



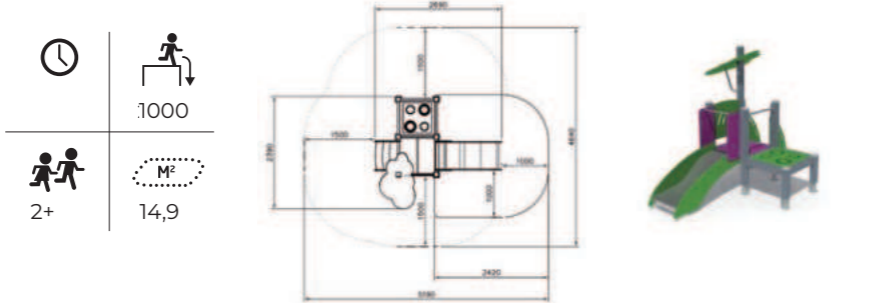
Q10898  
Toddler Track



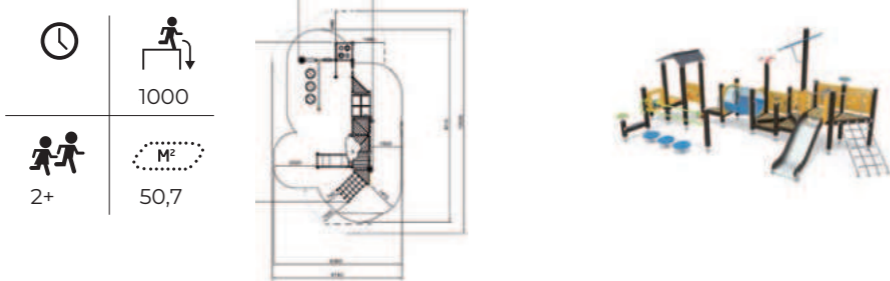
Q11447  
Tino Tower



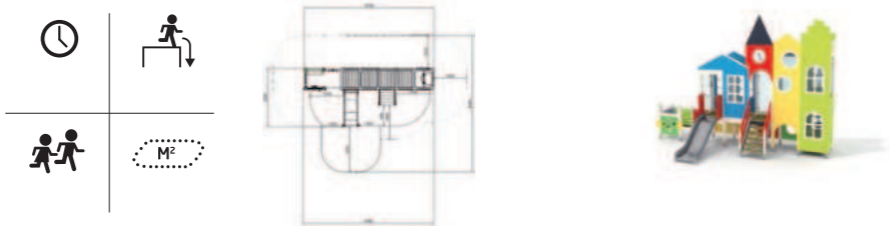
Q11483  
Forest Slide



Q17861  
Activity Tower



Q16424  
Railway Station





# Lo sapevi... Le fasi del sviluppo motorico del bambino

L'apprendimento delle abilità motorie avviene più o meno dello stesso ordine, anche se un bambino può essere più veloce dell'altro. Nel suo processo di crescita fisica un bambino sperimenta periodi di sensibilità, durante i quali particolarmente predisposto all'adozione di determinate abilità motorie.

**L'apprendimento delle abilità è il risultato combinato di maturità fisica e dell'allenamento.**

Un bambino che ha imparato a camminare passa improvvisamente da un rotolamento a gattoni a un pacchetto di energia attiva e si muove quasi costantemente. L'estensione delle capacità motorie estese favoriscono la capacità del bambino di percepire l'ambiente. Le abilità motorie del bambino procedono di base, come camminare, correre e saltare, fino a prestazioni di movimento più impegnative, come quelle di movimento più impegnative, come quelle necessarie per praticare sport o musica.

**Le abilità motorie di base più essenziali e le combinazioni di movimento che il bambino apprende prima dell'inizio della scuola.**

**L'età compresa tra i 7 e i 12 anni è il periodo in cui la capacità dei bambini di imparare di apprendere le abilità motorie aumenta rapidamente.** Questo è il periodo migliore per l'apprendimento delle abilità fisiche. Il processo di apprendimento è supportato dal miglioramento delle qualifiche corporee, flessibilità del funzionamento dei nervi e dalle precedenti esperienze di movimento.

**Dando degli stimoli, l'apprendimento motorio dei bambini può essere notevolmente migliorato.** La mancanza di stimoli, d'altra parte, può impedire o spegnere l'automatizzazione delle abilità e rallentare le fasi successive di sviluppo.



## 0- anni

- Gattonare
- Camminare
- Correre
- Oscillare
- Dondolare
- Scivolare
- Vorticare intorno

## 6 anni

- Lanciare
- Catturare
- Arrampicarsi
- Saltare
- Equilibrio
- Movimenti combinati
- Velocità

L'esercizio fisico migliora i fattori che influenzano le condizioni e sulle capacità motorie del bambino.

**I fattori che influenzano la condizione sono:**

- resistenza
- la forza
- mobilità e
- velocità.

**I fattori che influenzano le capacità motorie sono:**

- l'equilibrio
- capacità di seguire il ritmo
- capacità di percezione spaziale
- capacità di controllare la forza, il tempo e lo spazio
- capacità di adattamento
- tempo di reazione e
- capacità di combinazione.

Scegliendo attrezzature di gioco versatili e stimolanti di gioco versatili e stimolanti, possiamo influenzare lo sviluppo di queste capacità. I giochi versatili sono sufficienti per un bambino piccolo per sviluppare la forza.

Per i bambini dai 7 ai 13 anni l'arrampicata su corde e reti, così come i salti e gli appendimenti, sono esercizi adatti.

Altalene, scivoli, travi di equilibrio e strutture per arrampicarsi sono adatti per l'allenamento dei movimenti di base come strisciare, dondolare, saltare, lancio, presa, ecc. e dei fattori di condizione e di abilità.



GIOCHI DINAMICI

# Giochi a molla e bilici

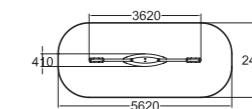
I giochi a molla per parchi sono attrezzature per i bambini piccoli che non possono mancare in un parco giochi. I giochi a molla sono ideati per supportare lo sviluppo dell'equilibrio e della coordinazione dei movimenti.



137237M  
Seesaw

Includes a foundation base.  
Available in Finno colours.

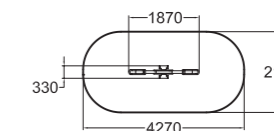
|   |      |
|---|------|
|   |      |
| 3 | 840  |
|   |      |
| 6 | 12,7 |



137303M  
Grasshopper

Includes a foundation base.  
Available in Finno colours.

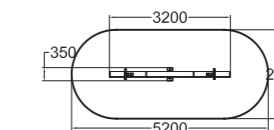
|    |     |
|----|-----|
|    |     |
| 3  | 590 |
|    |     |
| 2+ | 8,3 |



175070  
Seesaw

Includes a foundation base.

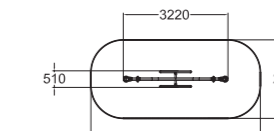
|    |      |
|----|------|
|    |      |
| 3  | 1200 |
|    |      |
| 3+ | 11,0 |



220050  
Seesaw

Includes a foundation base.

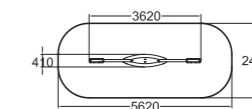
|    |      |
|----|------|
|    |      |
| 3  | 1100 |
|    |      |
| 3+ | 11,8 |



137237M  
Seesaw

Includes a foundation base.  
Available in Finno colours.

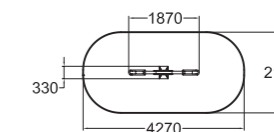
|   |      |
|---|------|
|   |      |
| 3 | 840  |
|   |      |
| 6 | 12,7 |



137303M  
Grasshopper

Includes a foundation base.  
Available in Finno colours.





|    |     |
|----|-----|
|    |     |
| 3  | 590 |
|    |     |
| 2+ | 8,3 |

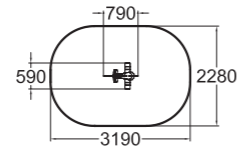




### 010501 Horse





Deep mounting foundation 005049 or rubber base 706923 for surface mounting must be ordered separately.

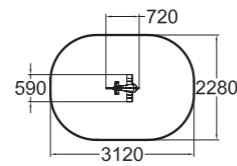
|   |   |
|---|---|
|  |  |
| 1   | 600   |
|  |  |
| 2+  | 6,4   |



### 010502 Dog





Deep mounting foundation 005049 or rubber base 706923 for surface mounting must be ordered separately.

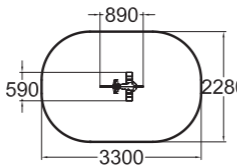
|   |   |
|---|---|
|  |  |
| 1   | 600   |
|  |  |
| 2+  | 6,3   |



### 010503 Dino





Deep mounting foundation 005049 or rubber base 706923 for surface mounting must be ordered separately.

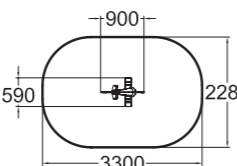
|   |   |
|---|---|
|  |  |
| 1   | 600   |
|  |  |
| 2+  | 6,7   |



### 010504 Motorcycle





Deep mounting foundation 005049 or rubber base 706923 for surface mounting must be ordered separately.

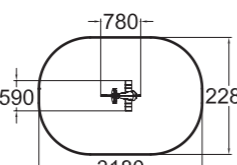
|   |   |
|---|---|
|  |  |
| 1   | 600   |
|  |  |
| 2+  | 6,7   |



### 010505 Whale





Deep mounting foundation 005049 or rubber base 706923 for surface mounting must be ordered separately.

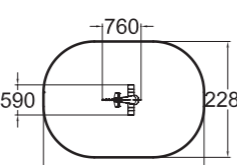
|   |   |
|---|---|
|  |  |
| 1   | 600   |
|  |  |
| 2+  | 6,4   |



### 010506 Mouse





Deep mounting foundation 005049 or rubber base 706923 for surface mounting must be ordered separately.

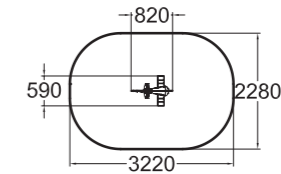
|   |   |
|---|---|
|  |  |
| 1   | 600   |
|  |  |
| 2+  | 6,3   |



### 010507 Rhino





Deep mounting foundation 005049 or rubber base 706923 for surface mounting must be ordered separately.

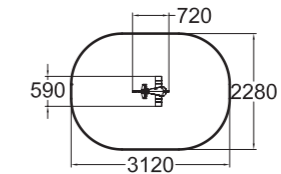
|   |   |
|---|---|
|  |  |
| 1   | 600   |
|  |  |
| 2+  | 6,5   |



### 010508 Giraffe





Deep mounting foundation 005049 or rubber base 706923 for surface mounting must be ordered separately.

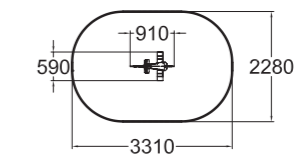
|   |   |
|---|---|
|  |  |
| 1   | 600   |
|  |  |
| 2+  | 6,3   |



### 010511 Seahorse





Deep mounting foundation 005049 or rubber base 706923 for surface mounting must be ordered separately.

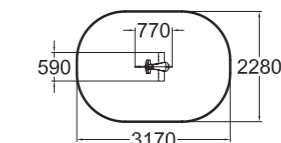
|   |   |
|---|---|
|  |  |
| 1   | 600   |
|  |  |
| 2+  | 6,6   |



### 010512 Moose





Deep mounting foundation 005049 or rubber base 706923 for surface mounting must be ordered separately.

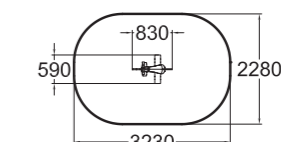
|   |   |
|---|---|
|  |  |
| 1   | 600   |
|  |  |
| 2+  | 6,4   |



### 010513 Snailien





Deep mounting foundation 005049 or rubber base 706923 for surface mounting must be ordered separately.

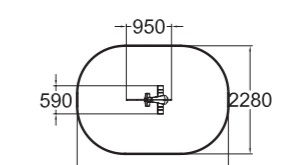
|   |   |
|---|---|
|  |  |
| 1   | 600   |
|  |  |
| 2+  | 6,5   |



### 010514 Fish

Deep mounting foundation 005049 or rubber base 706923 for surface mounting must be ordered separately.

|   |   |
|---|---|
|  |  |
| 1   | 600   |
|  |  |
| 2+  | 6,8   |

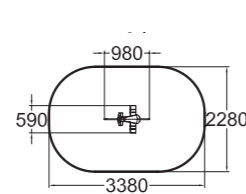




010516  
Pig

Deep mounting foundation 005049 or rubber base 706923 for surface mounting must be ordered separately.

|    |     |
|----|-----|
|    |     |
| 1  | 600 |
|    |     |
| 2+ | 6,9 |



005049  
Foundation



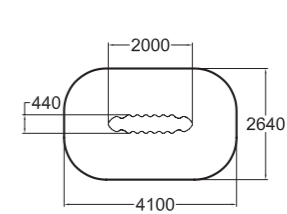
706923  
Foundation



096319  
Cabbage Worm

Includes a foundation base.

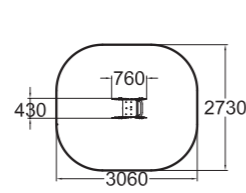
|    |      |
|----|------|
|    |      |
| 1  | 600  |
|    |      |
| 1+ | 10,0 |



010515  
Tractor

Deep mounting foundation 705101 or rubber base 706923 for surface mounting must be ordered separately.

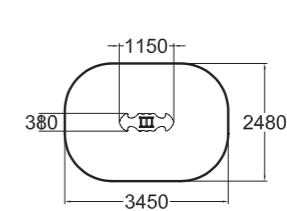
|    |     |
|----|-----|
|    |     |
| 2  | 600 |
|    |     |
| 2+ | 7,5 |



096320  
Ladybird for 2

Includes a foundation base.

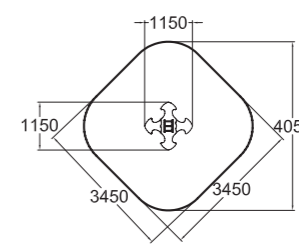
|     |     |
|-----|-----|
|     |     |
| 1.5 | 600 |
|     |     |
| 1+  | 7,7 |



096321  
Ladybird for 4

Includes a foundation base.

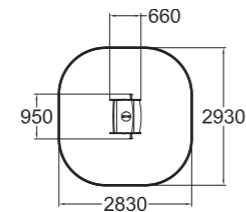
|     |      |
|-----|------|
|     |      |
| 1.5 | 600  |
|     |      |
| 1+  | 11,0 |



010710 Fox

Deep mounting foundation 705998 or 2x rubber bases 706923 for surface mounting must be ordered separately.


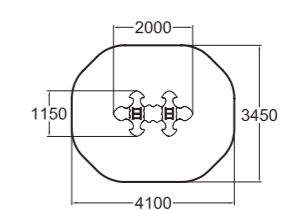
|    |     |
|----|-----|
|    |     |
| 1  | 420 |
|    |     |
| 2+ | 7,4 |



096322  
Ladybird for 8

Includes a foundation base.

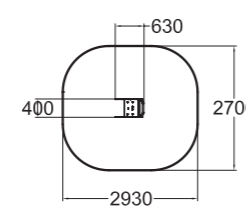
|     |      |
|-----|------|
|     |      |
| 1.5 | 600  |
|     |      |
| 1+  | 12,3 |



J51511M  
Pico

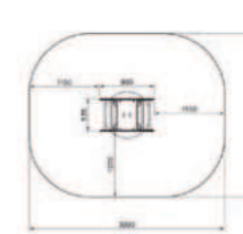
Includes a foundation base.

|    |     |
|----|-----|
|    |     |
| 2  | 600 |
|    |     |
| 1+ | 7,0 |



Q05031  
Happy sheep  
springer

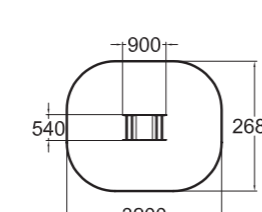
|    |     |
|----|-----|
|    |     |
|    | 600 |
|    |     |
| 3+ | 7,7 |



096325  
Ladybird Swing

Includes a foundation base.

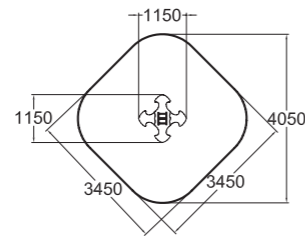
|     |     |
|-----|-----|
|     |     |
| 1.5 | 600 |
|     |     |
| 1+  | 7,7 |





096321  
Ladybird for 4


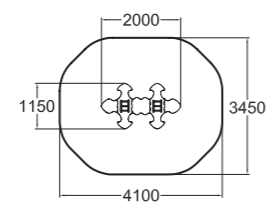
|     |      |
|-----|------|
|     |      |
| 1.5 | 600  |
|     |      |
| 1+  | 11,0 |



Includes a foundation base.

096322  
Ladybird for 8

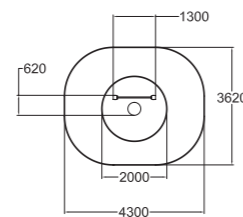
|     |      |
|-----|------|
|     |      |
| 1.5 | 600  |
|     |      |
| 1+  | 12,3 |



Includes a foundation base.

220039  
Shaky Step

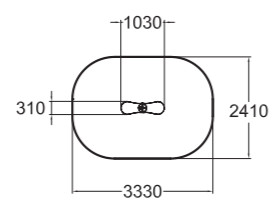
|    |     |
|----|-----|
|    |     |
| 1  | 600 |
|    |     |
| 4+ | 0   |



Deep mounting foundation 705101 or rubber base 706923 for surface mounting must be ordered separately.

220012M  
Carbon

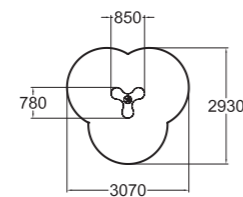
|    |     |
|----|-----|
|    |     |
| 1  | 600 |
|    |     |
| 2+ | 7,2 |



Includes a foundation base.  
High pressure laminate colour:  
RAL 7024, RAL 3020

220013M  
Rhodium

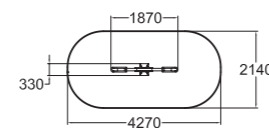
|    |     |
|----|-----|
|    |     |
| 1  | 600 |
|    |     |
| 2+ | 6,7 |



Includes a foundation base.  
High pressure laminate colour:  
RAL 7024, RAL 3020

175571  
Flora Grasshopper

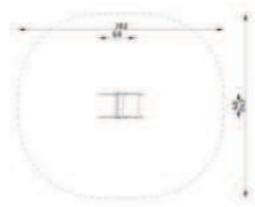
|    |     |
|----|-----|
|    |     |
| 3  | 590 |
|    |     |
| 2+ | 8,3 |





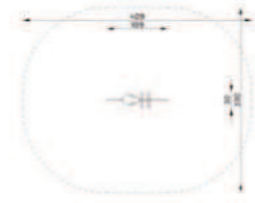
10053  
Hippo

|        |           |
|--------|-----------|
|        | <br>600   |
| <br>1+ | <br>11,17 |



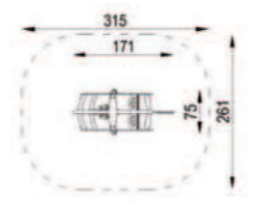
10067  
Crocodile

|        |           |
|--------|-----------|
|        | <br>600   |
| <br>1+ | <br>11,56 |



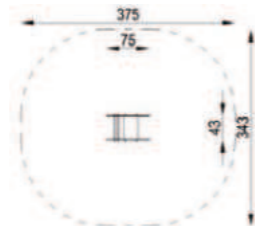
10119  
Helicopter

|        |          |
|--------|----------|
|        | <br>600  |
| <br>1+ | <br>7,40 |



10301  
Ladybugs

|        |           |
|--------|-----------|
|        | <br>600   |
| <br>1+ | <br>10,92 |



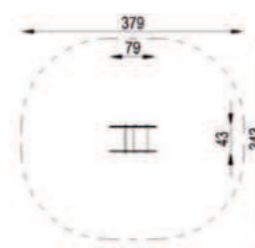
10302  
Kangaroo

|        |           |
|--------|-----------|
|        | <br>450   |
| <br>1+ | <br>10,69 |




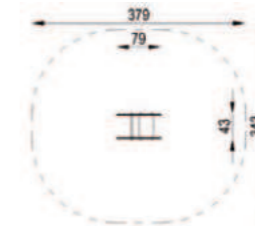
10306  
Elephant

|        |           |
|--------|-----------|
|        | <br>450   |
| <br>1+ | <br>11,08 |



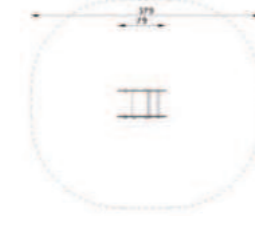
10305  
Bee

|        |           |
|--------|-----------|
|        | <br>450   |
| <br>1+ | <br>11,56 |



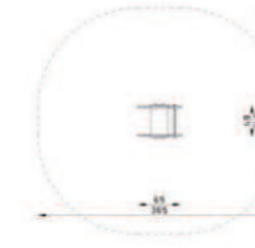
11001  
Auto

|        |           |
|--------|-----------|
|        | <br>600   |
| <br>1+ | <br>11,10 |



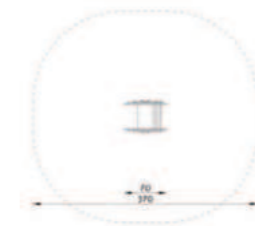
15008  
Cow

|        |           |
|--------|-----------|
|        | <br>2200  |
| <br>1+ | <br>44,86 |



15009  
Lamb

|        |           |
|--------|-----------|
|        | <br>570   |
| <br>1+ | <br>44,86 |





GIOCHI DINAMICI

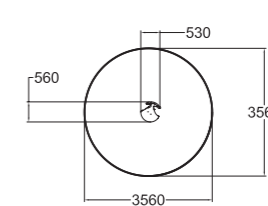
# Giochi a rotazione

I giochi a rotazione stimolano la creatività e l'immaginazione dei bambini. Inoltre sviluppano le abilità sociali, lo sviluppo fisico ed il senso di comunità nei parchi giochi.



220034  
Froggy

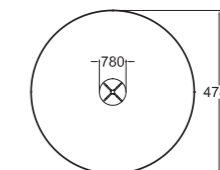
|  |    |  |      |
|--|----|--|------|
|  | 2  |  | 1000 |
|  | 2+ |  | 10,0 |



Includes a foundation base.

137033M  
Carousel

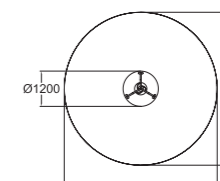
|  |    |  |      |
|--|----|--|------|
|  | 3  |  | 1000 |
|  | 2+ |  | 18,0 |



Includes a foundation base.

137004M Rumba

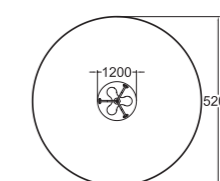
|  |    |  |      |
|--|----|--|------|
|  | 2  |  | 1000 |
|  | 3+ |  | 21,2 |



Includes a foundation base.

137003M  
Iodine

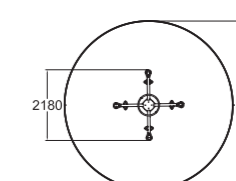
|  |     |  |      |
|--|-----|--|------|
|  | 1.5 |  | 1000 |
|  | 3+  |  | 21,2 |



Includes a foundation base.

137043M  
Xroll

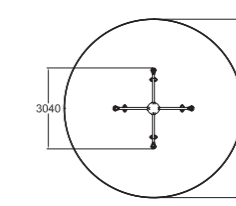
|  |    |  |      |
|--|----|--|------|
|  | 4  |  | 1000 |
|  | 4+ |  | 21,0 |



Includes a foundation base.

137042M  
Xspeed

|  |    |  |      |
|--|----|--|------|
|  | 4  |  | 1000 |
|  | 6+ |  | 35,3 |



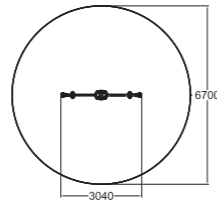
Includes a foundation base.



220041  
Xspeed for 2

Includes a foundation base.

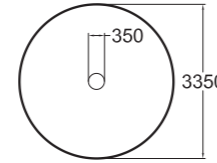
|    |      |
|----|------|
|    |      |
| 4  | 1000 |
|    |      |
| 6+ | 35,3 |



220031M  
Zinc

Includes a foundation base.  
High pressure laminate colour:  
RAL 7024, RAL 3020

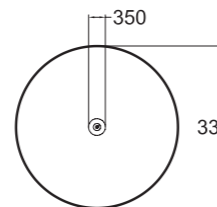
|     |     |
|-----|-----|
|     |     |
| 0.5 | 290 |
|     |     |
| 3+  | 0   |



220032M  
Copper

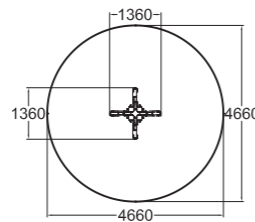
Includes a foundation base.  
High pressure laminate colour:  
RAL 7024, RAL 3020

|    |     |
|----|-----|
|    |     |
| 1  | 290 |
|    |     |
| 3+ | 0   |



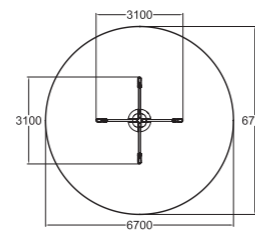
010264  
Polka

|    |      |
|----|------|
|    |      |
| 4  | 1000 |
|    |      |
| 3+ | 17,1 |



112341  
Waltz with Speed  
Restrictor

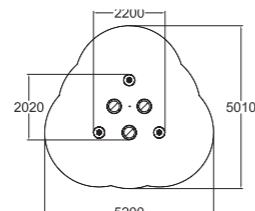
|   |      |
|---|------|
|   |      |
| 4 | 1000 |
|   |      |
| 6 | 35,3 |



220037  
Union

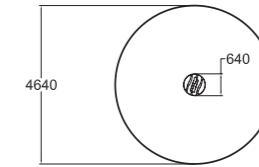
Includes a foundation base.

|    |      |
|----|------|
|    |      |
| 10 | 290  |
|    |      |
| 2+ | 19,5 |



175570  
Fairy's Carousel

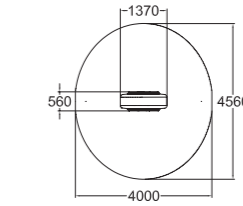
|    |      |
|----|------|
|    |      |
| 3  | 1000 |
|    |      |
| 3+ | 16,9 |



200020  
Spinning Machine

Surface mounting.

|    |      |
|----|------|
|    |      |
| 4  | 1000 |
|    |      |
| 6+ | 14,4 |



Q10458  
Leaf Carousel

|    |      |
|----|------|
|    |      |
|    | 1000 |
|    |      |
| 3+ | 18   |



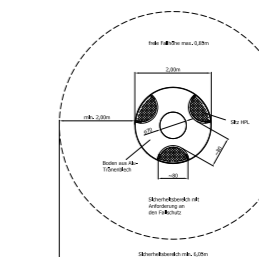
Q12245  
Castle Carousel

|    |       |
|----|-------|
|    |       |
|    | 900   |
|    |       |
| 3+ | 36,38 |



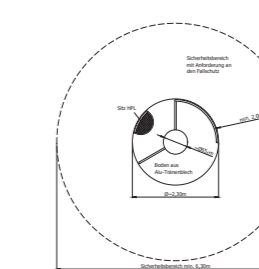
12-1010-XXL-0-000  
Family Carousel

|    |      |
|----|------|
|    |      |
|    | 1000 |
|    |      |
| 3+ | 17,1 |



12-1012-XXL-0-000  
Inclusive Carousel 2

|    |      |
|----|------|
|    |      |
|    | 1000 |
|    |      |
| 3+ | 17,1 |









GIOCHI DINAMICI

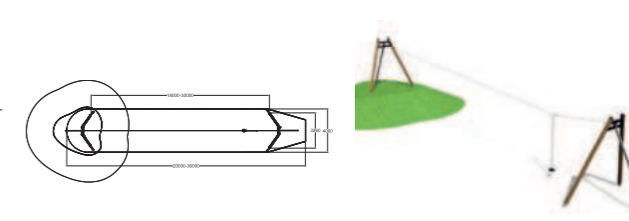
## Giochi a traslazione

Attraverso attività di scivolamento e volteggio, i bambini si divertono e gareggiano in sfide dove la gestione del vuoto e la padronanza della gestualità sono risorse fondamentali per riuscire a vincere.





160050M  
Aerial Runway

|   |   |
|---|---|
|  |  |
| 16  | 1000  |
|  |  |
| 6+  | 130,0   |

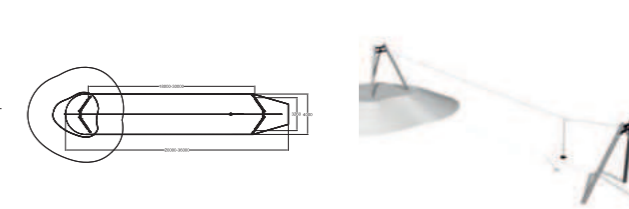
Deep mounting. Seat included.







220082  
Mercury Metal  
Aerial Runway

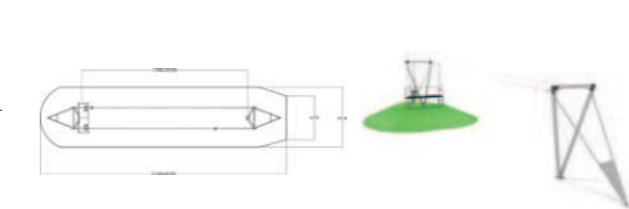
|   |   |
|---|---|
|  |  |
| 16  | 1000  |
|  |  |
| 6+  | 130,0   |

Deep mounting. Seat included.



220085 ★ NEW  
Skyway Double  
Zipline

|   |   |
|---|---|
|  |  |
| 16  | 1000  |
|  |  |
| 6+  | 236   |





GIOCHI CLASSICI

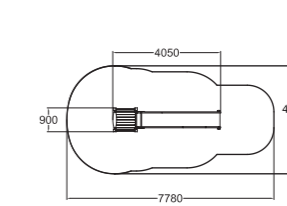
# Scivoli e pareti da pendio

Creare luoghi d'incontro e di interazione in un'area giochi, le casette sono adattate specificatamente ai più piccoli. Fuggire in un mondo immaginario...



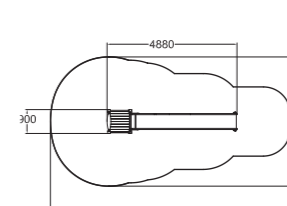
137020M  
Embankment Slide

|  |    |  |      |
|--|----|--|------|
|  | 6  |  | 1000 |
|  | 2+ |  | 24,9 |



137025M  
Embankment Slide

|  |    |  |      |
|--|----|--|------|
|  | 6  |  | 1000 |
|  | 2+ |  | 32,2 |



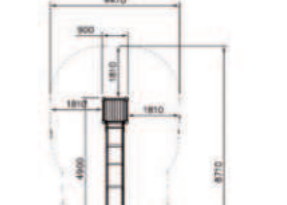
Q14340  
Play House on Hill

|  |  |  |  |
|--|--|--|--|
|  |  |  |  |
|  |  |  |  |




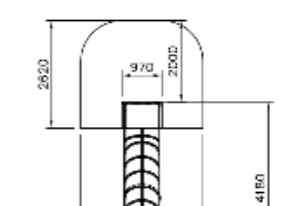
Q12168  
Embankment Slide  
+1970

|  |  |  |      |
|--|--|--|------|
|  |  |  | 1000 |
|  |  |  | 30,4 |




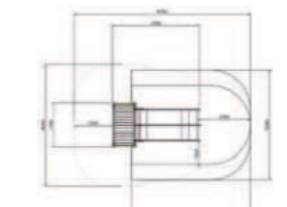
Q12492  
Tube Slide on Hill

|  |  |  |  |
|--|--|--|--|
|  |  |  |  |
|  |  |  |  |




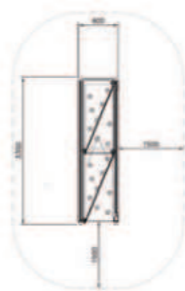

Q11050  
Embankment  
double slide

|  |  |  |      |
|--|--|--|------|
|  |  |  | 1000 |
|  |  |  | 25,9 |


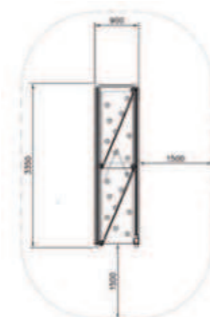





Q12034  
Hill ramp



Q11215  
Network for Slope



## Vantaggi del scivolo a pendio

Oltre all'immensa emozione di scivolare, lo scivolo da pendio aiuta anche i bambini a sviluppare importanti abilità motorie come il senso dell'equilibrio e dello spazio. Si tratta di abilità importanti per gestire il mondo con fiducia e sicurezza. Il circuito ripetuto di scivolate e risalite è un ottimo allenamento per il cardio e la forza muscolare.





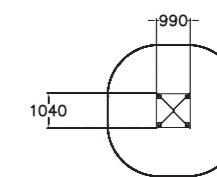

GIOCHI CLASSICI

# Casette, tunnel

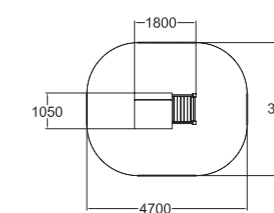

Creare luoghi d'incontro e di interazione in un'area giochi, le casette sono adattate specificatamente ai più piccoli. Fuggire in un mondo immaginario...



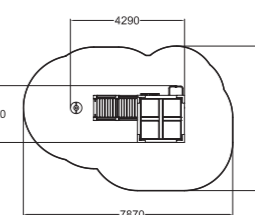
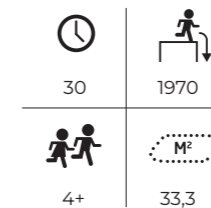
104300M  
Play House



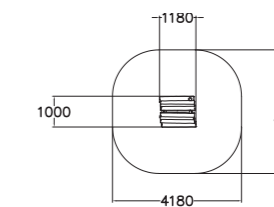
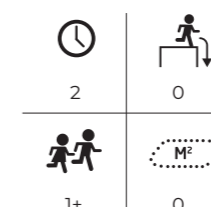
137455M  
Play House



231010M  
Halo with DropZone

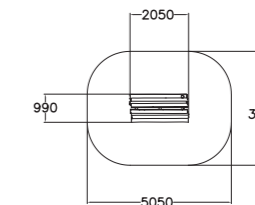
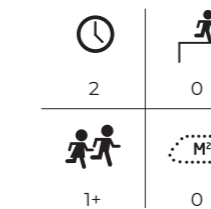


175581 Little Hut

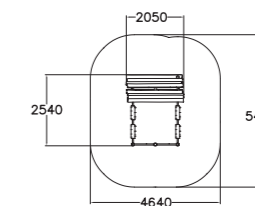
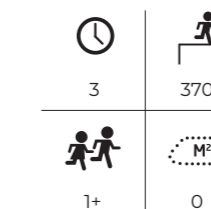


Check out our website for possible add-ons and ideas for theming: [lappset.com](http://lappset.com)

175582  
Forest House

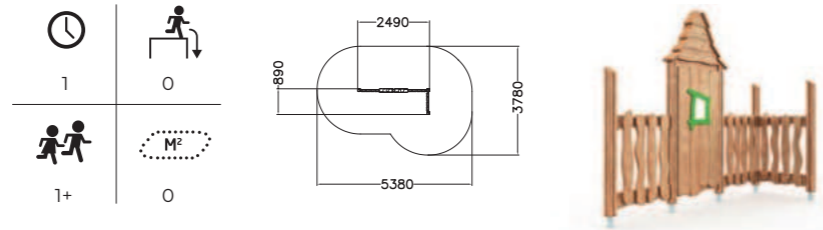



175583  
Beach Hut

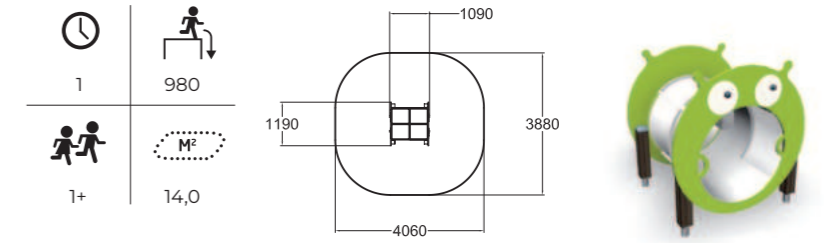




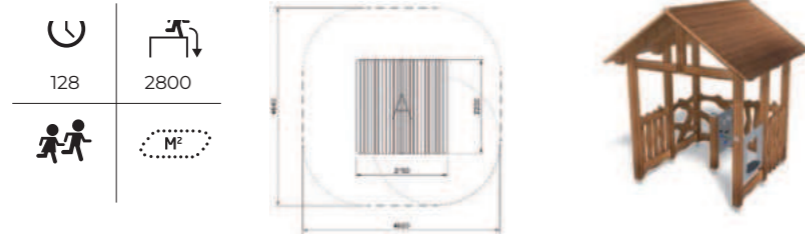
175584  
Flora Facade




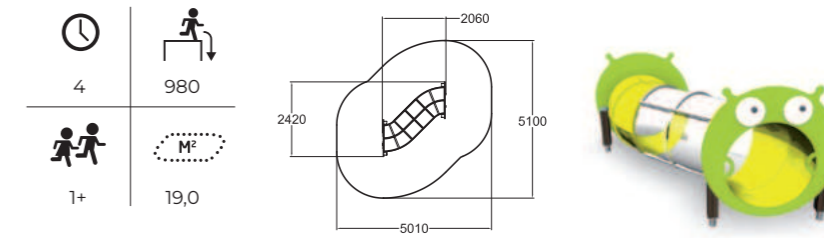
104620M   
Tube Tunnel



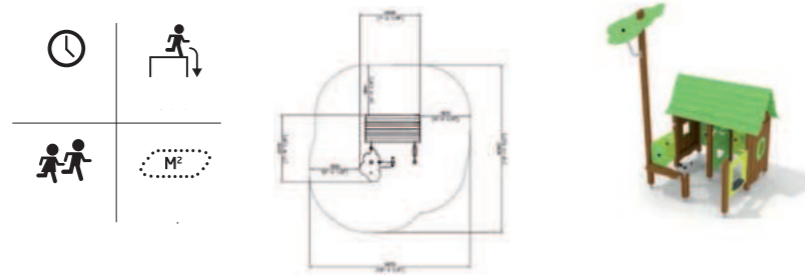
Q12588  
Flora Playhouse



104625M   
Long Tube Tunnel



Q61039  
Garden House






GIOCHI CLASSICI

# Altalene

Le altalene rappresentano l'essenza dei parchi giochi. È un elemento simbolo che ha regalato a generazioni di bambini la sensazione di volare in aria e la gioia di toccare un pezzetto di cielo!

000104   
Hugo & Ines




The swing seat is suitable for swings:  
137414M, 137418M, 220061M.

000216 / 000226  
Rubber Seat  
000216 chains 160 cm  
000226 chains 210 cm







000218 / 000228  
Cradle Seat  
000218 chains 160 cm  
000228 chains 210 cm



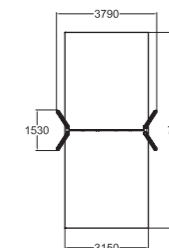
910674   
Inclusive Basket  
Swing Seat







137414M  
Swing Frame

|   |   |
|---|---|
|  |  |
| 6   | 1200  |
|  |  |
| 1+  | 23,3  |

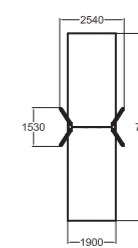
Deep mounting without concreting can be done with foundation plates. Foundation plates included. Order seats separately (000216/ 000218/000104/000221/000211).







137412M  
Swing Frame

|   |   |
|---|---|
|  |  |
| 6   | 1200  |
|  |  |
| 1+  | 14,0  |

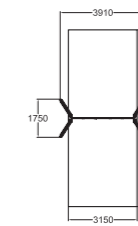
Deep mounting without concreting can be done with foundation plates. Order seats separately (000216/ 000218/000104/000221/000211).








137415M  
Swing Frame

|   |   |
|---|---|
|  |  |
| 6   | 1400  |
|  |  |
| 4+  | 25,5  |

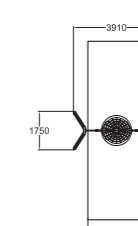
Deep mounting without concreting can be done with foundation plates. Order seats separately (000216/ 000218/000104/000221/000211).



137417M   
Bird's Nest Swing





|   |   |
|---|---|
|  |  |
| 6   | 1400  |
|  |  |
| 1+  | 21,1  |

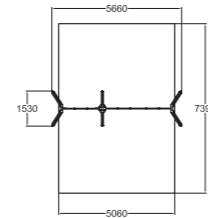
Deep mounting without concreting can be done with foundation plates. Foundation plates and seat included.









## 137418M Swing Frame

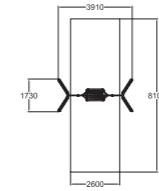
|   |   |
|---|---|
|  |  |
| 9   | 1200  |
|  |  |
| 1+  | 37,4  |







Order seats separately (000216/ 000218/000104/000221/000211).

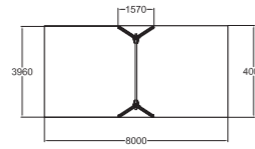
## 137419M Finno Inclusive swing

|   |   |
|---|---|
|  |  |
| 6   | 1400  |
|  |  |
| 3+  | 21,1  |







## 175575 Forest Elf's Swing

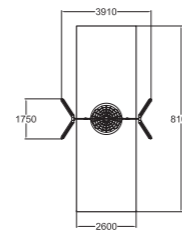
|   |   |
|---|---|
|  |  |
| 6   | 1400  |
|  |  |
| 4+  | 25,5  |



Deep mounting without concreting can be done with foundation plates. Plates and seats (000216/000218/000104/ 000221/000211) must be ordered separately.





## 175576 Flora Bird's Nest Swing

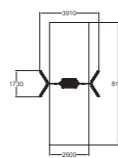
|   |   |
|---|---|
|  |  |
| 6   | 1400  |
|  |  |
| 1+  | 21,1  |







Deep mounting without concreting can be done with foundation plates. Seat included.

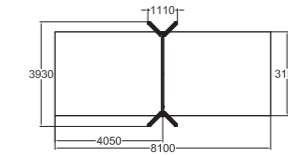
## 175577 Flora Inclusive Swing

|   |   |
|---|---|
|  |  |
| 6   | 1400  |
|  |  |
| 3+  | 21,1  |







## 175076 Swing Frame

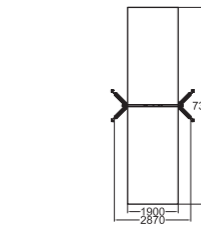
|   |   |
|---|---|
|  |  |
| 6   | 1400  |
|  |  |
| 4+  | 25,5  |



Order seats separately (000216/ 000218/000104/000221/000211).





## 175074 Swing Frame

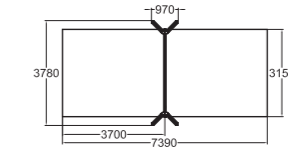
|   |   |
|---|---|
|  |  |
| 6   | 1200  |
|  |  |
| 1+  | 14  |



Order seats separately (000216/ 000218/000104/000221/000211).





## 175075 Swing Frame

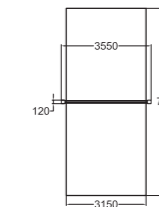
|   |   |
|---|---|
|  |  |
| 6   | 1200  |
|  |  |
| 1+  | 23,3  |



Order seats separately (000216/ 000218/000104/000221/000211).





## 230050 Halo Swing

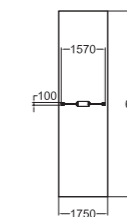
|   |   |
|---|---|
|  |  |
| 8   | 1200  |
|  |  |
| 1+  | 23,3  |



Deep mounting. Order seats separately (000216/ 000218/000104/000221/000211).





## 220001M Terbium

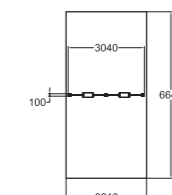
|   |   |
|---|---|
|  |  |
| 4   | 1000  |
|  |  |
| 1+  | 11,6  |



Order seat separately (000216). Deep mounting without concreting can be done with foundation plates (not included). RAL7024, RAL9023, hot-dip galvanized.

## 220002M Tellurium

|   |   |
|---|---|
|  |  |
| 6   | 1000  |
|  |  |
| 1   | 21,3  |



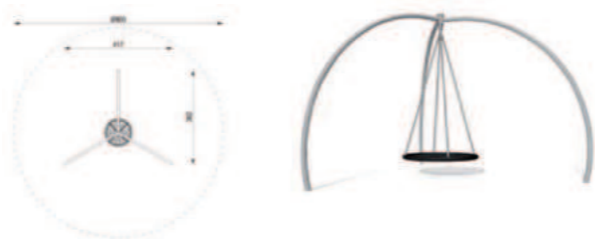

Seats (000216) must be ordered separately. Deep mounting without concreting can be done with foundation plates. Plates must be ordered separately. RAL7024, RAL9023, hot-dip galvanized.








55503  
Spaceflight swing



10031-90  
Stork's Nest Junior  
swing





GIOCHI D'EQUILIBRIO

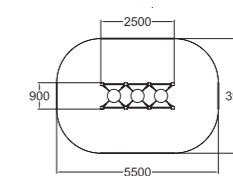
## Percorsi d'equilibrio

I percorsi consentono ai bambini imparare a gestire i loro corpi nello spazio, acquisiscono una migliore coordinazione nei movimenti e sviluppano le loro capacità di concentrazione. I percorsi hanno inoltre livelli di difficoltà differenti, che incoraggiano l'assunzione di rischi e la capacità di superamento dei propri limiti.



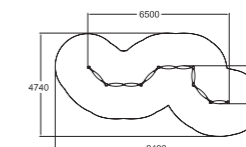
137035M  
Balancing Bridge

|    |     |
|----|-----|
|    |     |
| 6  | 560 |
|    |     |
| 3+ | 0   |



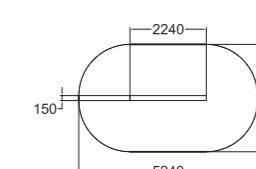
137225M  
Balancing Snake Track

|    |     |
|----|-----|
|    |     |
| 5  | 560 |
|    |     |
| 3+ | 0   |



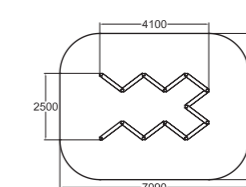
175022  
Balancing Beam

|    |     |
|----|-----|
|    |     |
| 1  | 370 |
|    |     |
| 3+ | 0   |




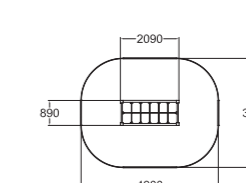
175020  
Zig-Zag Track

|    |      |
|----|------|
|    |      |
| 2  | 460  |
|    |      |
| 3+ | 37,0 |




175019  
Crawler

|    |     |
|----|-----|
|    |     |
| 3  | 550 |
|    |     |
| 1+ | 0   |

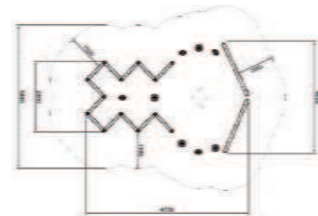
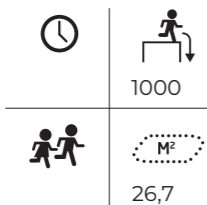




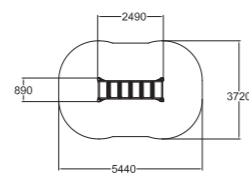

Q11505  
Flora Training Path



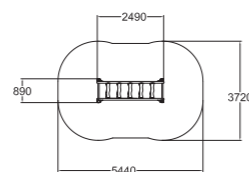

Q13294  
Balance Training Path



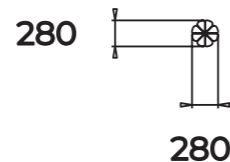

175532  
Rolling Logs



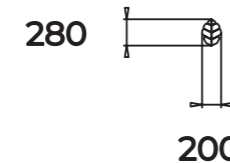
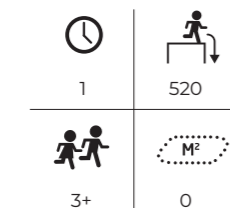
175533  
Wobbling Logs



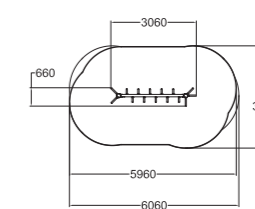
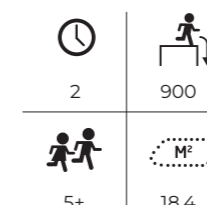
175560  
Clover



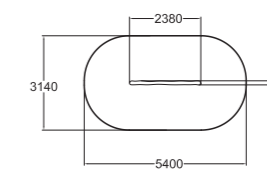
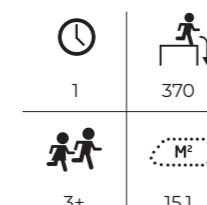
175561  
Cone



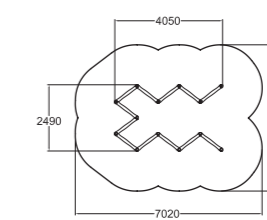
175591  
Giant's Comb



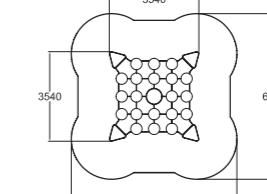
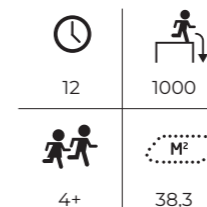
175530  
Troll's Balance Beam



175535  
Goblin's Track



200010  
Surfy

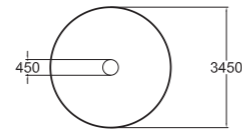
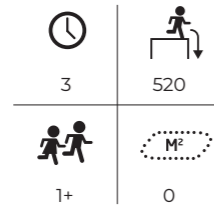


Includes a foundation base.



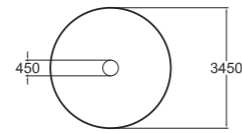

220501  
Precision Ball

160001 blue, 220502 black.

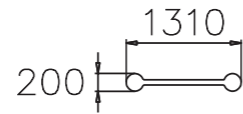
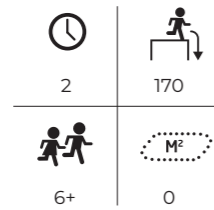


220502  
Precision Ball

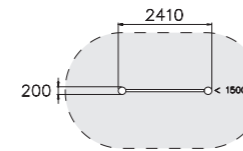
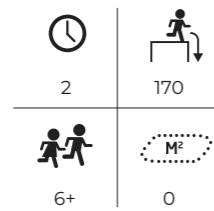
160001 blue, 220501 yellow.



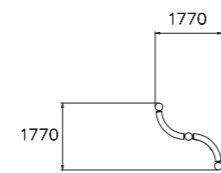

220540  
Precision Bar



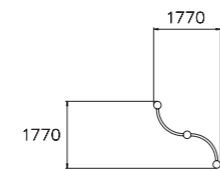
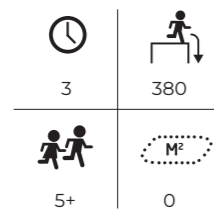
220538  
Precision Bar Long



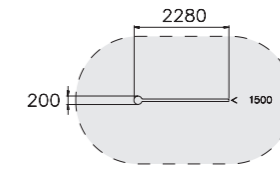

220542  
Precision Beam Wide



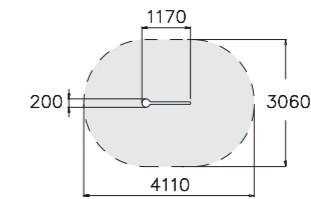

220541  
Precision Beam



220537  
Precision Bar Long  
Extra



220539  
Precision Bar Extra





GIOCHI D'EQUILIBRIO

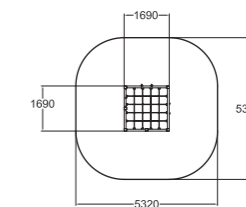
# Strutture d'arrampicata

Le strutture di arrampicata consentono a bambini e adolescenti di mettere alla prova il proprio equilibrio, l'agilità e di esercitare la coordinazione nei movimenti.



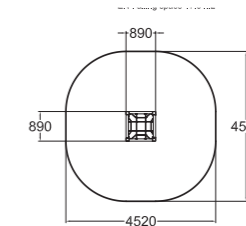
137072M  
Climbing Frame

|  |    |  |      |
|--|----|--|------|
|  | 6  |  | 1970 |
|  | 3+ |  | 28,5 |



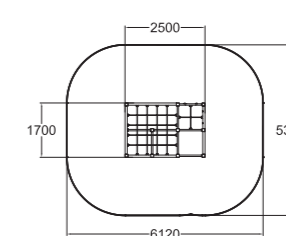
137070M  
Climbing Frame

|  |    |  |      |
|--|----|--|------|
|  | 3  |  | 1970 |
|  | 4+ |  | 17,6 |



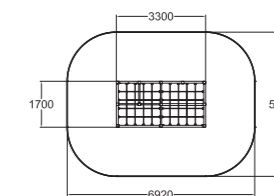
137073M  
3D Climbing Frame

|  |    |  |      |
|--|----|--|------|
|  | 10 |  | 1970 |
|  | 4+ |  | 29,7 |



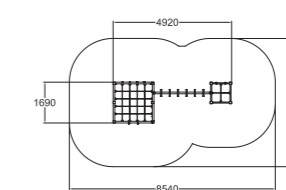
137074M  
3D Climbing Frame

|  |    |  |      |
|--|----|--|------|
|  | 14 |  | 1970 |
|  | 4+ |  | 34,0 |



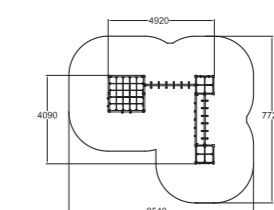
137075M  
Climbing Track

|  |    |  |      |
|--|----|--|------|
|  | 10 |  | 1970 |
|  | 3+ |  | 39,1 |



137077M  
Climbing Track

|  |    |  |      |
|--|----|--|------|
|  | 14 |  | 1970 |
|  | 3+ |  | 52,2 |

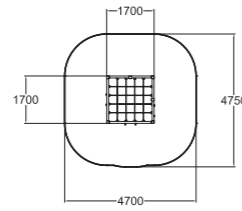




104072M  
Climbing Frame

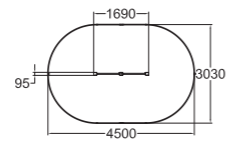
Ready-made colour combination,  
customisable with configuration.

|    |      |
|----|------|
|    |      |
| 9  | 1470 |
|    |      |
| 3+ | 20,0 |



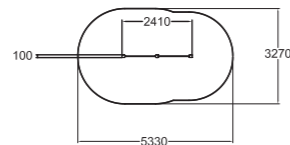
175010  
Chinning Bars for 2

|    |      |
|----|------|
|    |      |
| 1  | 1680 |
|    |      |
| 5+ | 12,6 |



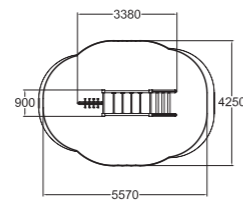
175011  
Chinning Bars for 2

|    |      |
|----|------|
|    |      |
| 1  | 1680 |
|    |      |
| 5+ | 14,8 |



175005  
Climbing Frame

|    |      |
|----|------|
|    |      |
| 4  | 1950 |
|    |      |
| 3+ | 19,4 |



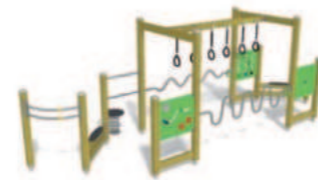
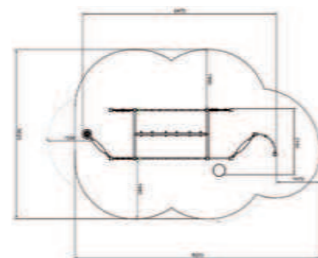
Q11770-1  
Adventure Track

|  |  |
|--|--|
|  |  |
|  |  |



Q12420  
Training way

|      |  |
|------|--|
|      |  |
| 520  |  |
|      |  |
| 37,5 |  |



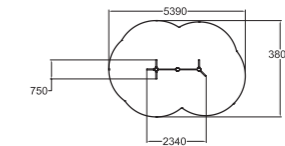
Q14258-1  
Training way

|  |  |
|--|--|
|  |  |
|  |  |



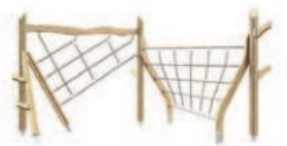
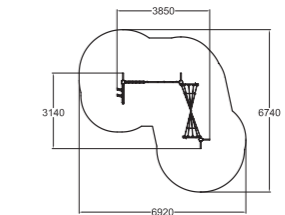
175555  
Troll's Trees

|    |      |
|----|------|
|    |      |
| 1  | 1580 |
|    |      |
| 5+ | 16,7 |



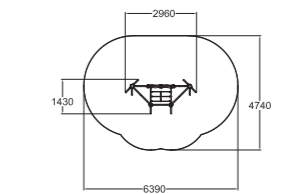
175590  
Troll's Climbing Track

|    |      |
|----|------|
|    |      |
| 6  | 1960 |
|    |      |
| 4+ | 30,7 |



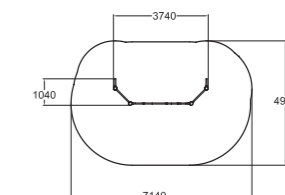
175592  
Fairy's Waterfall

|    |      |
|----|------|
|    |      |
| 4  | 2350 |
|    |      |
| 6+ | 24,5 |



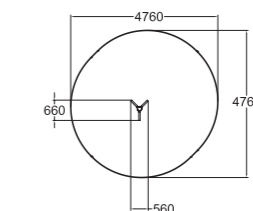
175593  
Fish Trap

|    |      |
|----|------|
|    |      |
| 5  | 2870 |
|    |      |
| 6+ | 30,6 |



175550  
Goblin's Climbing

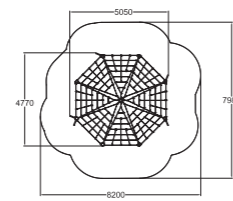
|    |      |
|----|------|
|    |      |
| 1  | 2650 |
|    |      |
| 6+ | 17,6 |





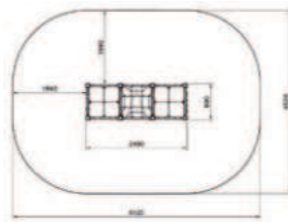
175599  
Fairy Circus

|    |      |
|----|------|
|    |      |
| 8  | 1760 |
|    |      |
| 3+ | 52,4 |



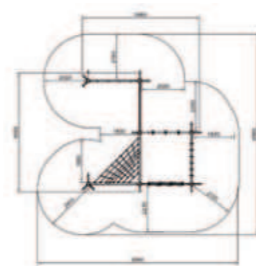
Q10965  
Climbing Track

|      |  |
|------|--|
|      |  |
| 1990 |  |
|      |  |
| 24,8 |  |



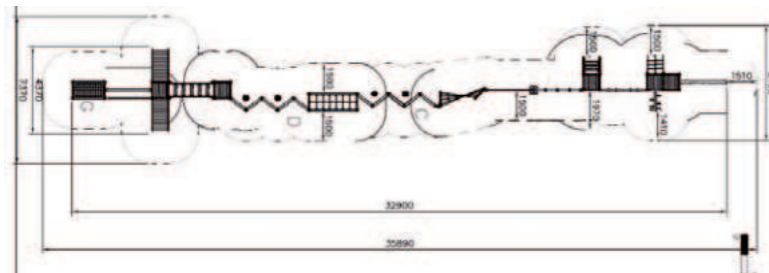
Q12587  
Adventure Track

|      |  |
|------|--|
|      |  |
| 2490 |  |
|      |  |
| 70,7 |  |



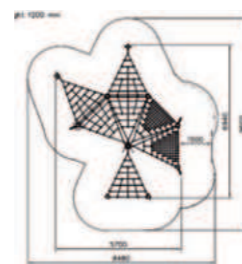
Q13008  
Flora Adventure  
Play

|       |  |
|-------|--|
|       |  |
| 1470  |  |
|       |  |
| 149,7 |  |



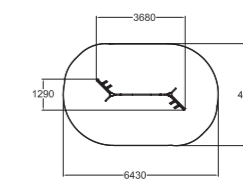
Q16525  
Climbing nets

|      |  |
|------|--|
|      |  |
| 1200 |  |
|      |  |
| 57   |  |



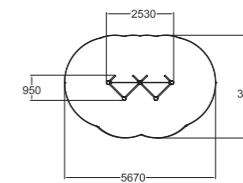
175531  
Troll Trapeze

|    |      |
|----|------|
|    |      |
| 4  | 2380 |
|    |      |
| 6+ | 23,7 |



175551  
Unicorn Stall

|    |      |
|----|------|
|    |      |
| 4  | 600  |
|    |      |
| 5+ | 18,0 |



Q17320  
Flora Adventure  
Play

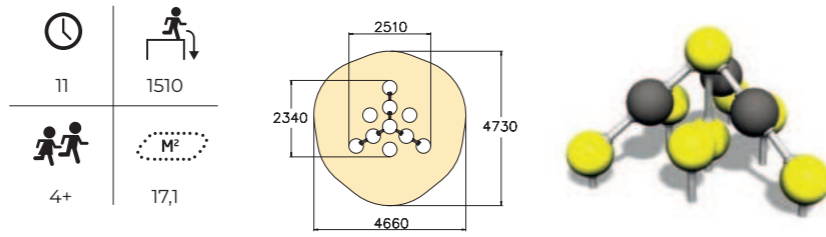
|  |  |
|--|--|
|  |  |
|  |  |
|  |  |
|  |  |



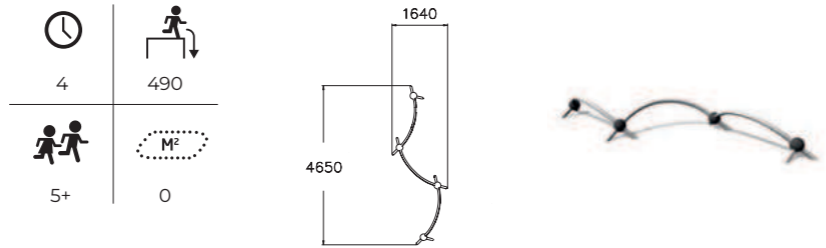


220505  
Pyramid Climber

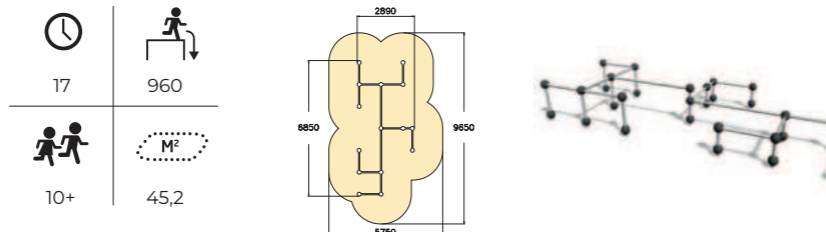
160005 blue / black.



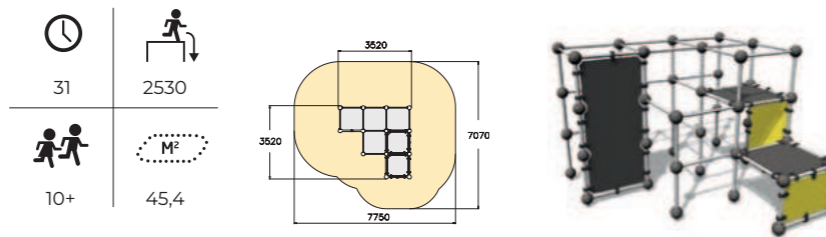
220543  
Precision Curve



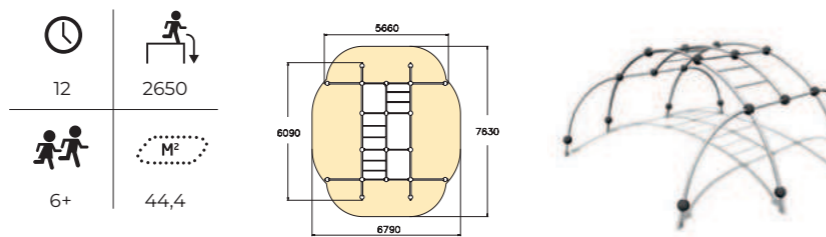
220549  
Vault Rails L



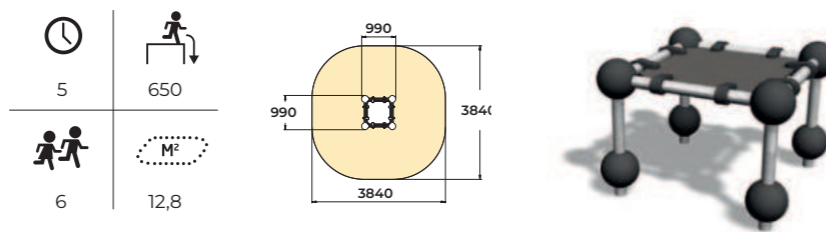
220523  
Spider Cage M



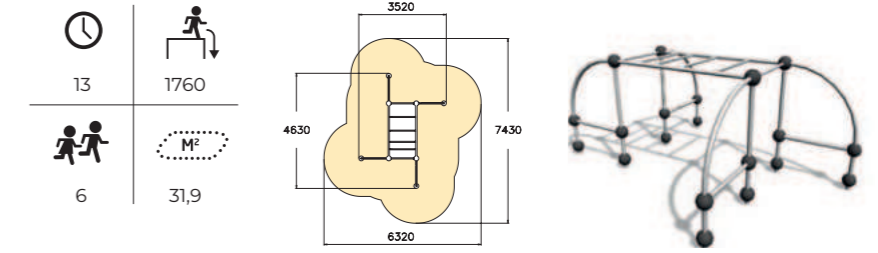
220513  
Gibbonswing L



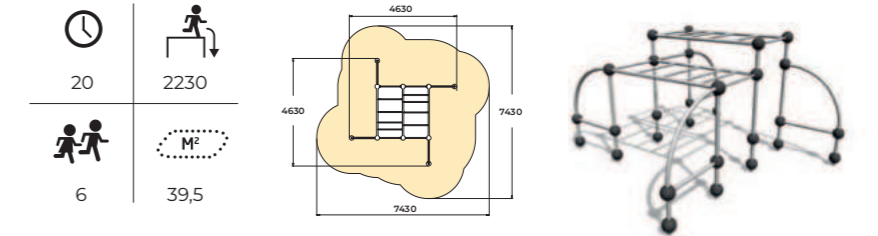
220503  
Launch Box



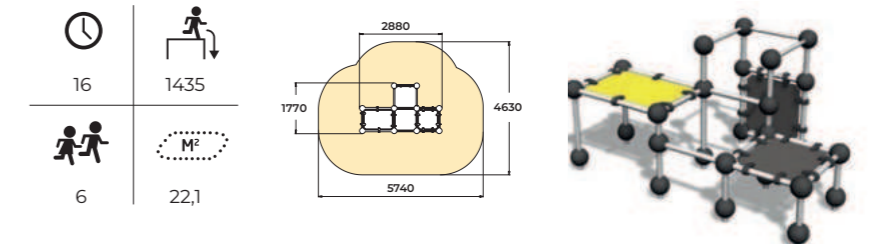
220510  
Gibbonswing S



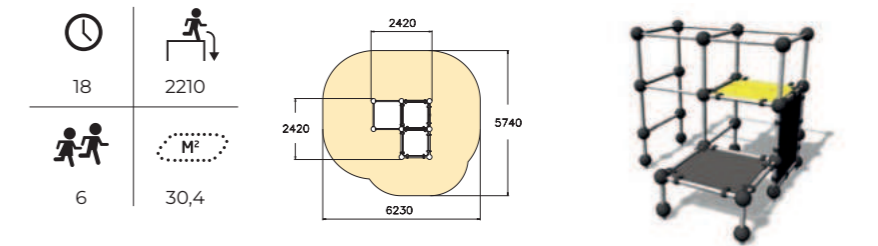
220511  
Gibbonswing M



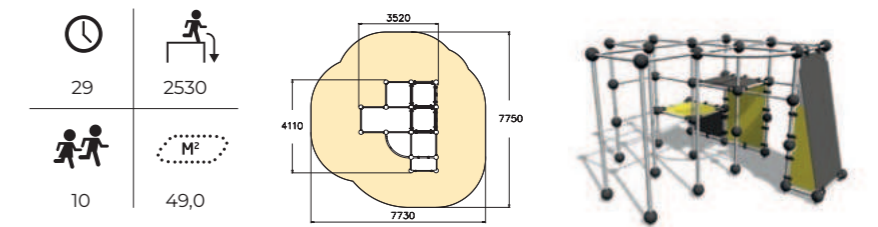
220517  
Spider Cage XS



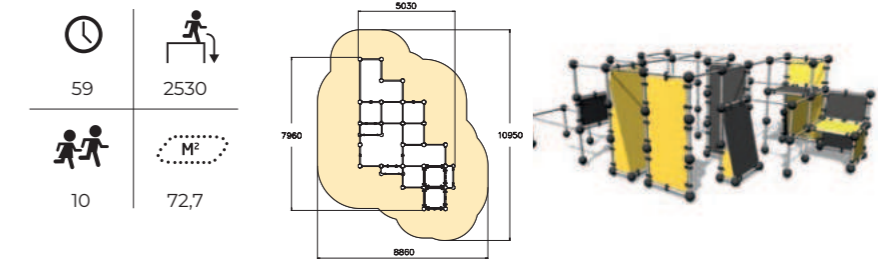
220520  
Spider Cage S



220524  
Spider Cage M

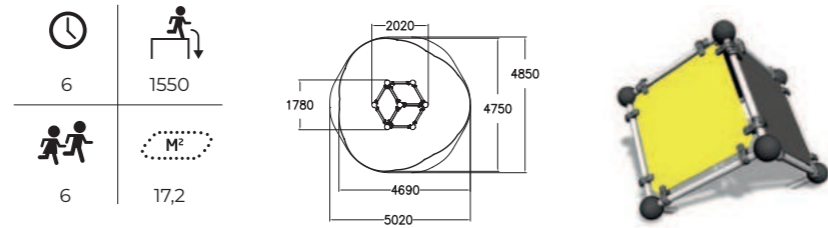


220526  
Spider Cage L

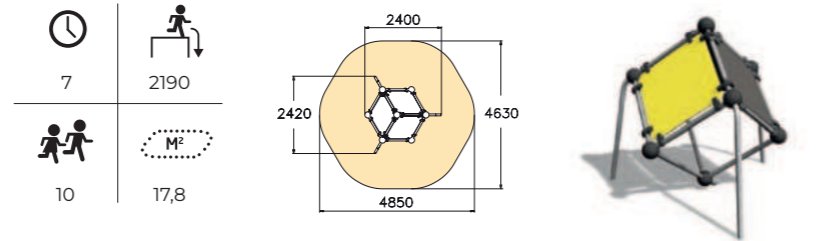




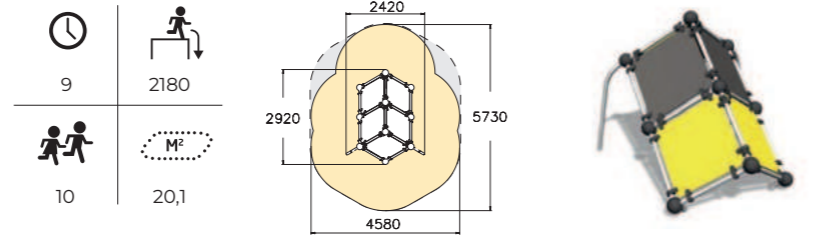
220530  
Tic-tac Cube S



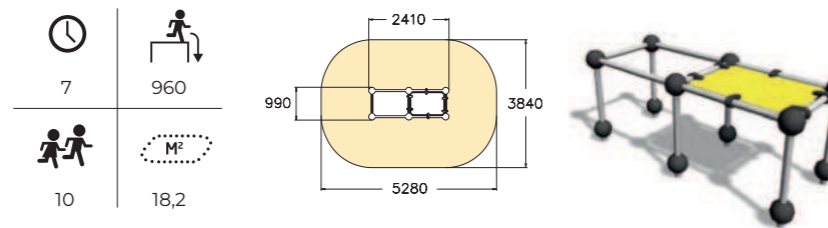
220531  
Tic-tac Cube M



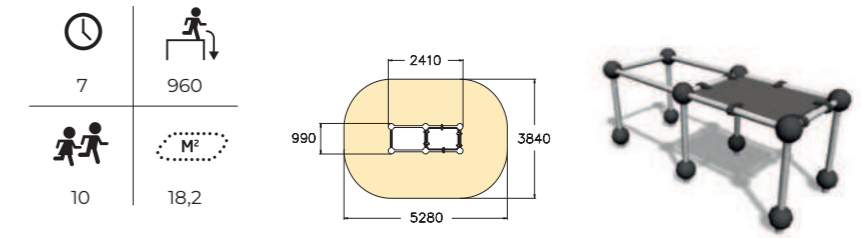
220532  
Tic-tac Cube L



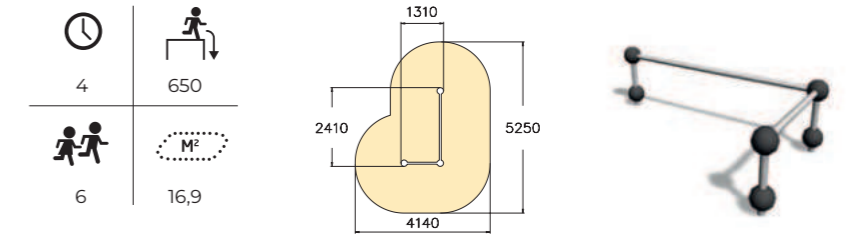
220545  
Vault Box



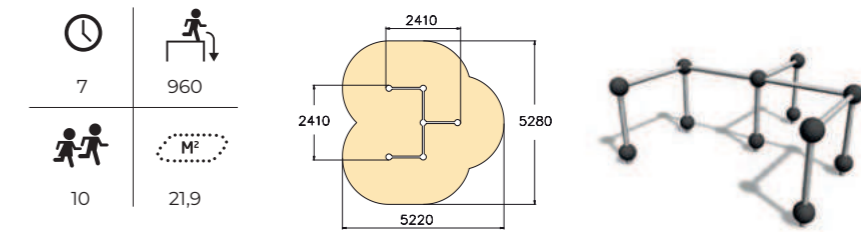
220546  
Vault Box



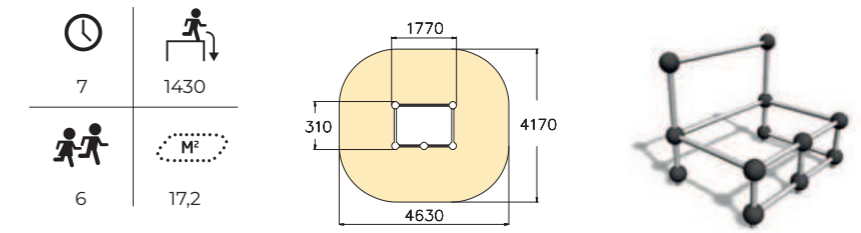
220547  
Vault Rails S



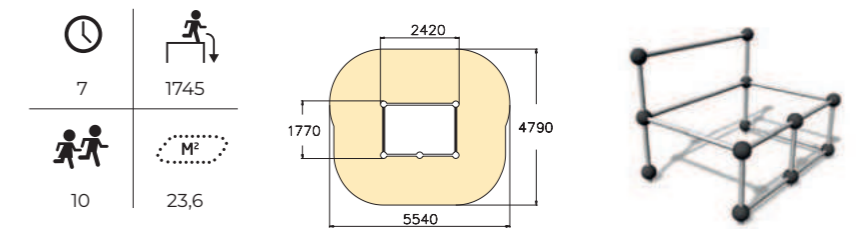
220548  
Vault Rails M



220551  
Vault Cage S

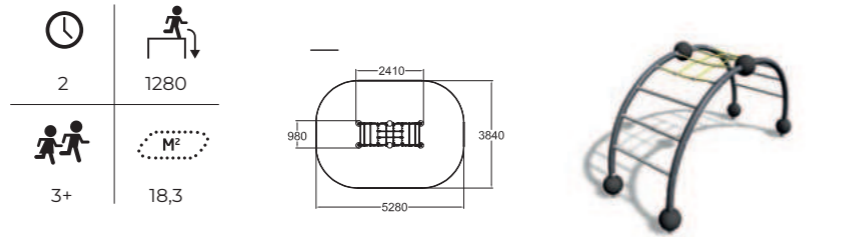


220552  
Vault Cage M

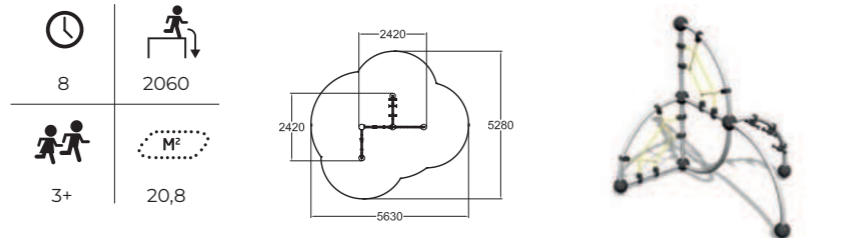




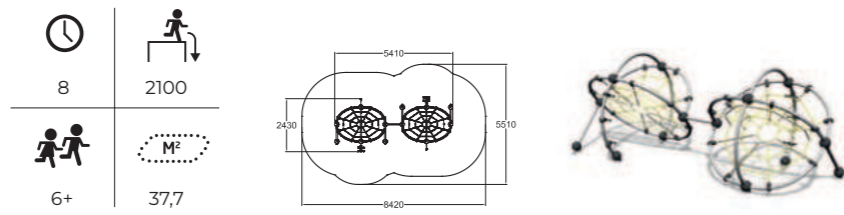
220080M  
Cadmium



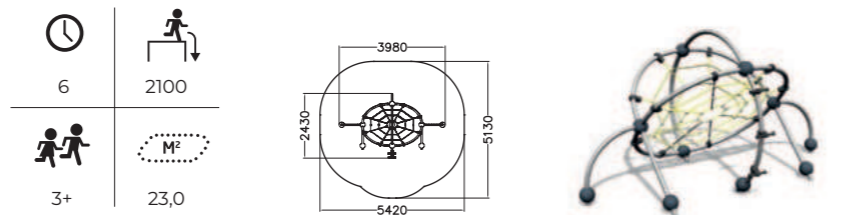
220090M  
Platinum



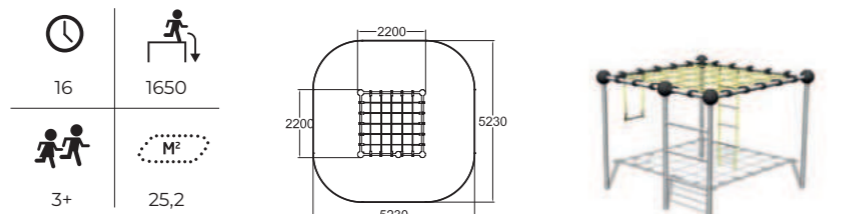
220130  
Oxygen



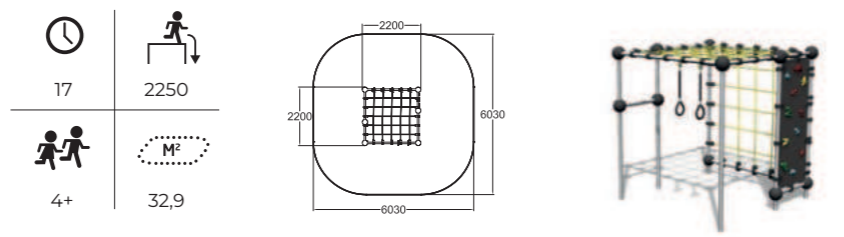
220131  
Oxygen Mini



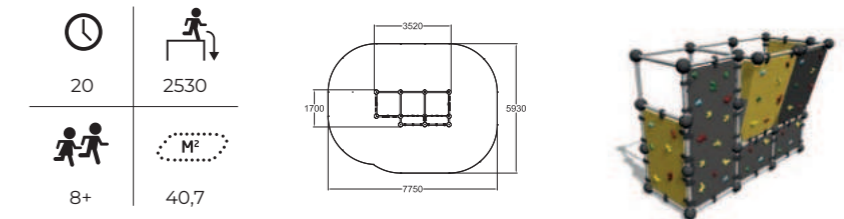
220460  
Neptunium



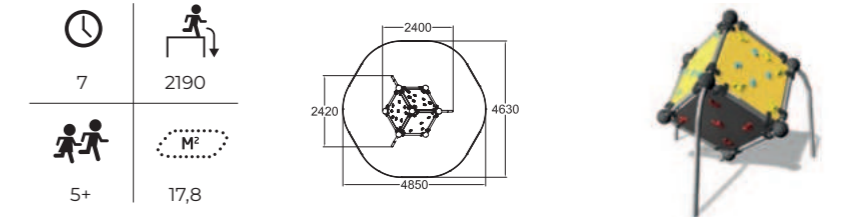
220464  
Niobium



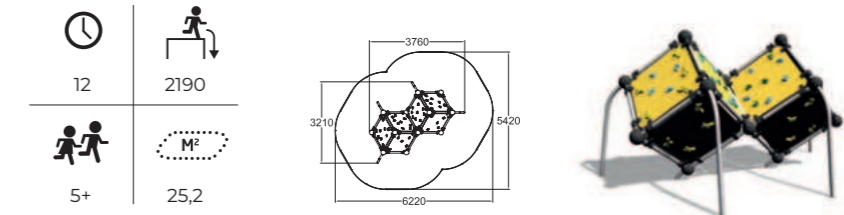
220685  
Wall Bouldering M



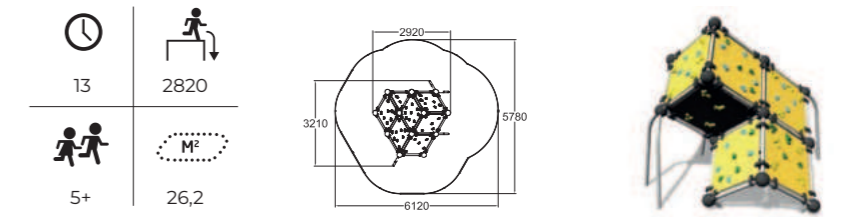
220605  
Wall Bouldering  
Cube S



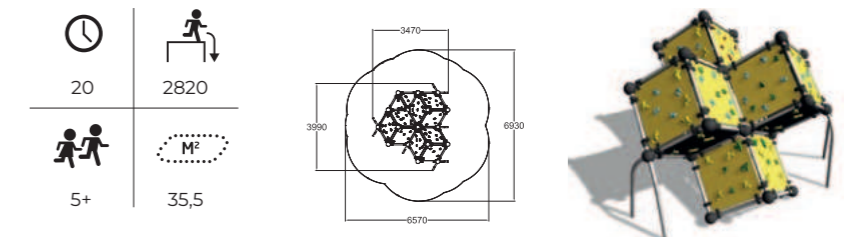
220610  
Wall Bouldering  
Cube M



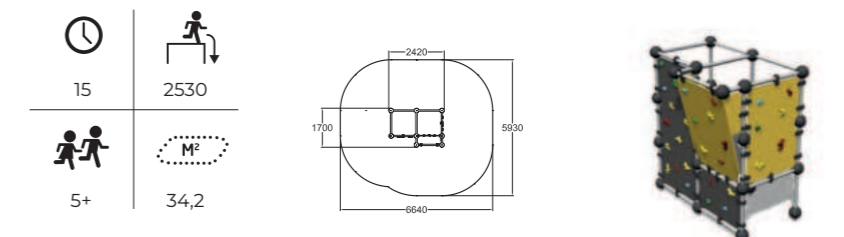
220615  
Wall Bouldering  
Cube L



220620  
Wall Bouldering  
Cube XL




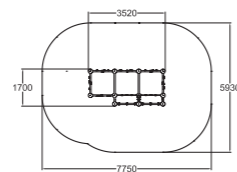
220680  
Wall Bouldering S






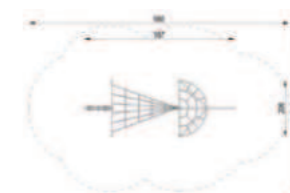
220690  
Wall Bouldering L

|    |      |
|----|------|
|    |      |
| 21 | 2530 |
|    |      |
| 5+ | 40,7 |




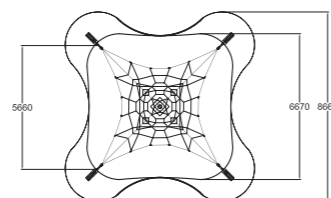
30991  
Dynamic Tower 1.0  
set

|    |       |
|----|-------|
|    |       |
|    | 2200  |
|    |       |
| 5+ | 45,70 |




Pyramid Net S  
200201 Blue  
220201 Yellow

|    |      |
|----|------|
|    |      |
| 28 | 510  |
|    |      |
| 6+ | 41,7 |



55504  
Armadillo set

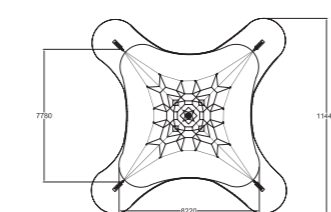
|    |       |
|----|-------|
|    |       |
|    | 1800  |
|    |       |
| 4+ | 52,70 |



Deep mounting.


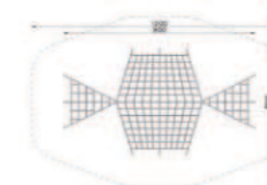
Pyramid Net M  
200202 Blue  
220202 Yellow

|    |      |
|----|------|
|    |      |
| 28 | 700  |
|    |      |
| 6+ | 59,5 |



50021  
Linarium Fishing  
net 1

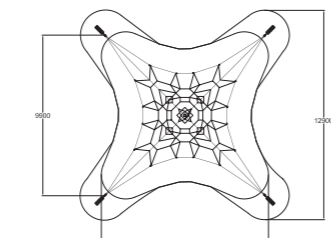
|    |       |
|----|-------|
|    |       |
|    | 2200  |
|    |       |
| 4+ | 79,83 |



Deep mounting.

Pyramid Net L  
200203 Blue  
220203 Yellow

|    |      |
|----|------|
|    |      |
| 28 | 850  |
|    |      |
| 6+ | 87,0 |



30016-2  
Multifunctional  
hexagon II


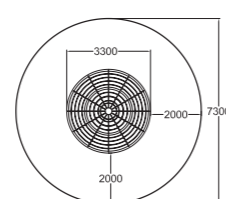
|    |      |
|----|------|
|    |      |
|    | 2120 |
|    |      |
| 4+ |      |



Deep mounting.

Apollo  
200230 Blue  
220230 Yellow


|    |      |
|----|------|
|    |      |
| 24 | 2810 |
|    |      |
| 5+ | 41,9 |



Deep mounting.

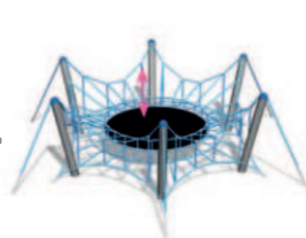
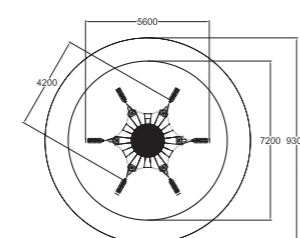
70703  
UrbanTree 3.0

|    |       |
|----|-------|
|    |       |
|    | 1500  |
|    |       |
| 5+ | 13,19 |



Spider M  
200220 Blue  
220220 Yellow

|    |      |
|----|------|
|    |      |
| 34 | 1200 |
|    |      |
| 2+ | 40,7 |



Deep mounting.



GIOCHI D'EQUILIBRIO


# Trampolini

Divertimento allo stato puro, richiedono un po' più di audacia e permettono di sviluppare equilibrio, resistenza e coordinazione spaziale dei movimenti.




97000  
PLAYGROUND  
Kids Tramp 1,5x1,5 m

L 150 cm  
L 150 cm  
A 30 cm  
superficie di salto 94x94 cm



97004  
PLAYGROUND  
Kids Tramp 4 m

L 432 cm  
L 156 cm  
A 71 cm  
superficie di salto 358x82 cm





GIOCHI DIDATTICI

## Pannelli ludici didattici

Capire le istruzioni di gioco sui pannelli richiede osservazione e capacità di analisi da parte dei bambini. Per completare le attività servono quindi concentrazione, riflessione, coordinazione occhio-mano e anche l'elaborazione di strategie.

709403-701SP  
Master's Tools  
Activity Panel



Available in the 8 Finno-colours.

709405-703SP  
Junior Tools  
Activity Panel




Available in the 8 Finno-colours.

709358-708SP  
Teatime Activity  
Panel



Available in the 8 Finno-colours.

707209-701SP  
Sea Play Panel



Available in the 8 Finno-colours.

### Activity wall colors:


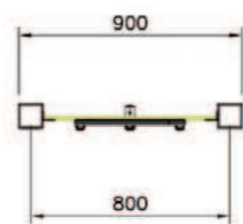


000000-001SP

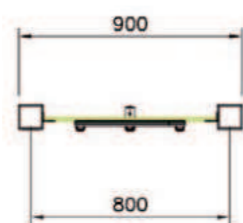
The last digit of the product number indicates the color of the wall.



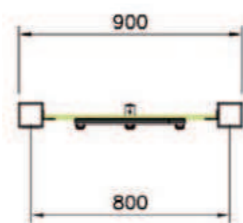
Q10425  
PLAY WALL



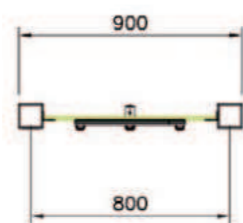
Q10440  
Abacus Play



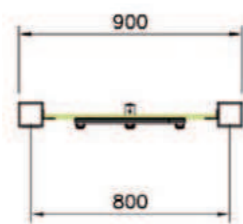
Q10487  
Abacus Play




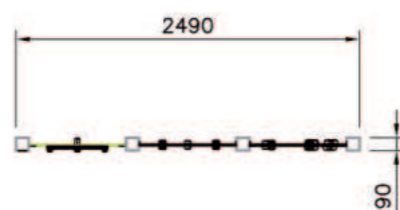
Q10668  
Dashboard Play



Q10670  
Track Play



Q11377  
Playwall





GIOCHI DIDATTICI

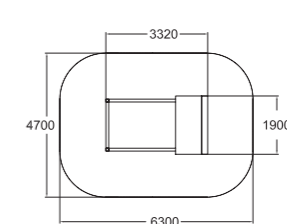
# Sabbiere

I bambini si divertono e agiscono su un materiale le cui proprietà consentono loro di fare molteplici esperimenti. I giochi di sabbia incoraggiano anche i bambini a giocare assieme nel parco giochi, a condividere e a rispettare il gioco degli altri.




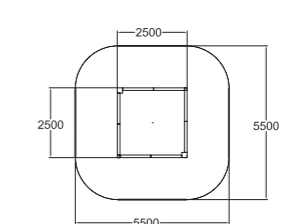
137407M  
Play Yard

|    |     |
|----|-----|
|    |     |
| 6  | 310 |
|    |     |
| 1+ | 0   |




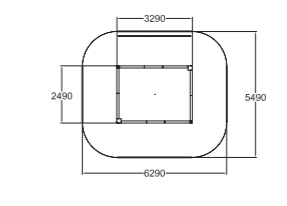
137400M  
Sandbox

|    |     |
|----|-----|
|    |     |
| 2  | 310 |
|    |     |
| 1+ | 0   |




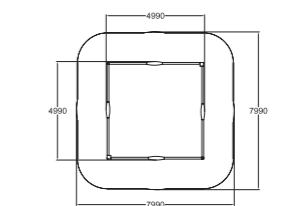
137404M  
Sandbox

|    |     |
|----|-----|
|    |     |
| 2  | 310 |
|    |     |
| 1+ | 0   |



137410M  
Sandbox

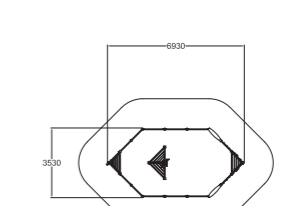
|    |     |
|----|-----|
|    |     |
| 2  | 310 |
|    |     |
| 1+ | 0   |



Deep mounting.

137850   
Sandbox Boat


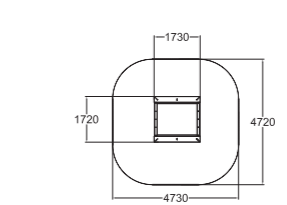
|     |     |
|-----|-----|
|     |     |
| 8.5 | 380 |
|     |     |
| 1+  | 2,0 |



Deep mounting. Inclusive. Ready-made colour combination, customisable with configuration.

230040  
Halo Sandbox

|    |     |
|----|-----|
|    |     |
| 3  | 470 |
|    |     |
| 1+ | 0   |


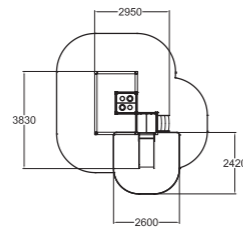
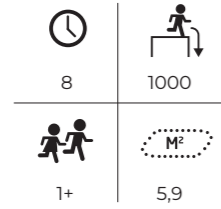


Deep mounting.




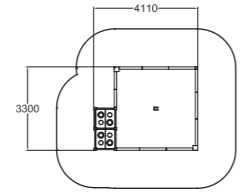

104500M  
Rosa

Ready-made colour combination, customisable with configuration.




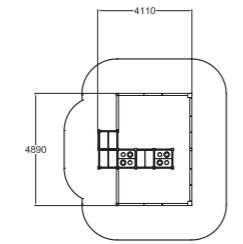
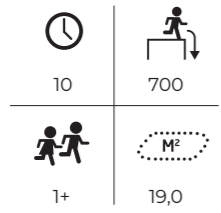
104512M  
Sofia

Ready-made colour combination, customisable with configuration.

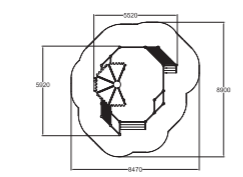



104515M  
Linnea

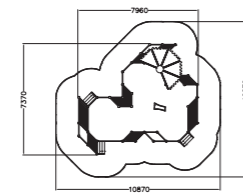

Ready-made colour combination, customisable with configuration.



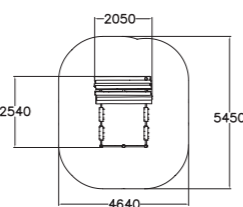

175586 Atacama



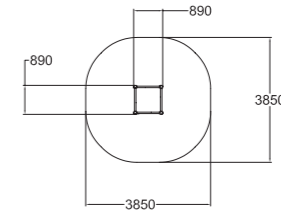
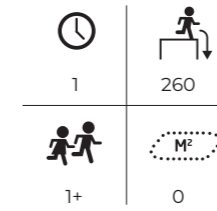
175587 Mojave



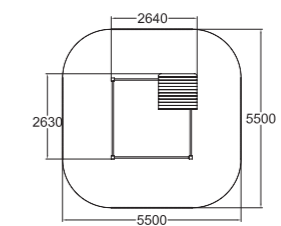
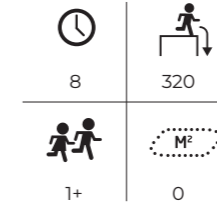
175583  
Beach Hut




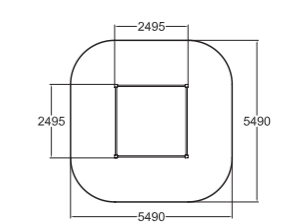
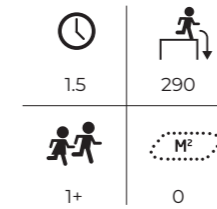
175589  
Flora Plant Box




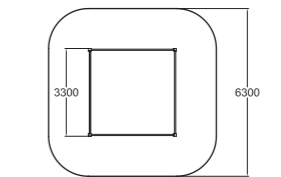
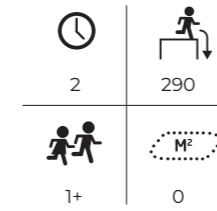
175082  
Play Yard



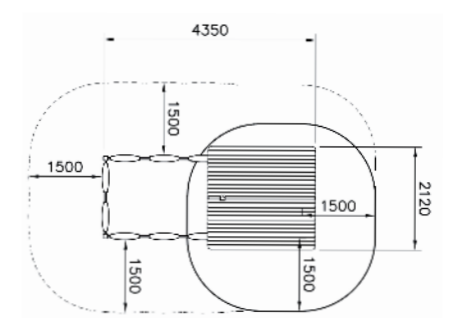
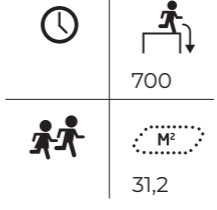
175080  
Sandbox



175081  
Sandbox



Q12308  
Play House





GIOCHI INTEGRATIVI PER PARCHI

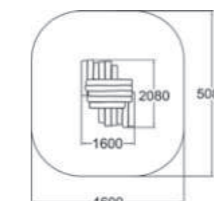
# Accessori

Per completare le aree da gioco possiamo offrire una vasta scelta di prodotti integrativi.



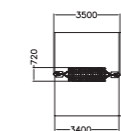
175564  
Flora Table-  
bench Group

|  |    |  |     |
|--|----|--|-----|
|  | 1  |  | 580 |
|  | 1+ |  | 0   |



MP0202  
Moomin  
Hammock


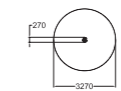
|  |    |  |      |
|--|----|--|------|
|  | 1  |  | 1000 |
|  | 2+ |  | 15   |



With surface mounting MP0202B

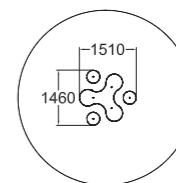
Moomin Flower  
MP0301 Blue  
MP0302 Red  
MP0303 Yellow

|  |    |  |     |
|--|----|--|-----|
|  | 1  |  | 210 |
|  | 1+ |  | 0   |



J31934M  
Nico

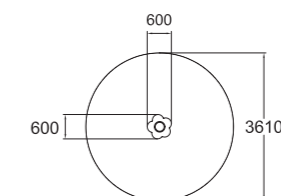
|  |    |  |     |
|--|----|--|-----|
|  | 1  |  | 550 |
|  | 2+ |  | 0   |



High pressure laminate colour:  
RAL 7024, RAL 3020, RAL 1003.

104610M  
Flower Table

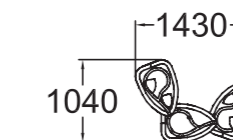
|  |     |  |     |
|--|-----|--|-----|
|  | 1.5 |  | 320 |
|  | 1+  |  | 0   |



High pressure laminate colour:  
RAL 7024, RAL 7040, RAL 3020,  
RAL 640-2, RAL 6018, RAL 1003,  
RAL 250-3, RAL 4006.

104333M  
Ella

|  |    |  |     |
|--|----|--|-----|
|  | 1  |  | 580 |
|  | 1+ |  | 0   |

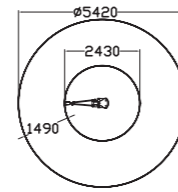




104980  
Sand Crane

Deep mounting.

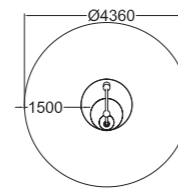
|    |     |
|----|-----|
|    |     |
| 2  | 240 |
|    |     |
| 3+ | 0   |



104982  
Water Play

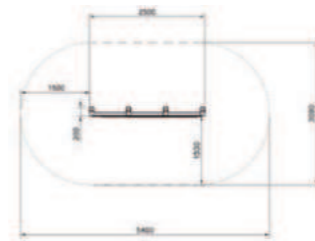
Deep mounting.

|    |   |
|----|---|
| 1  | 0 |
| 1+ | 0 |

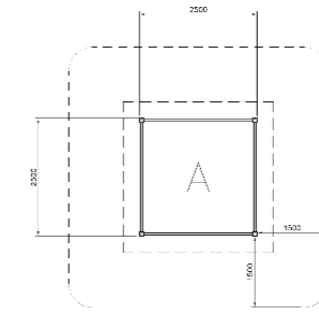


Q13281  
Ball Wall 2,4 x 2,2 m

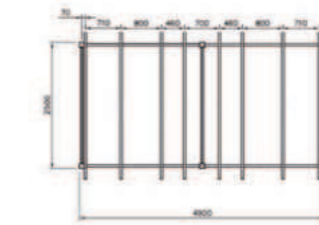
|  |  |
|--|--|
|  |  |
|  |  |



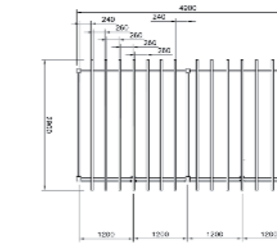
Q10694-1  
Shelter



Q17017  
Pergola with roof  
2,4 x 4,8 m



Q41144  
Pergola with  
lath walls



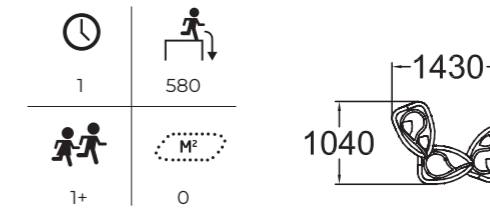


AQUA E DIVERTIMENTO

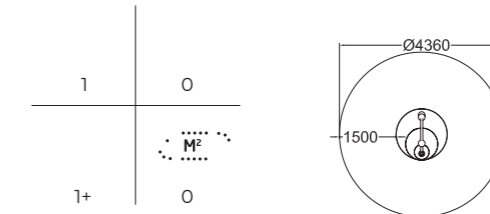
# Giochi d'acqua

I nostri giochi d'acqua sono vibranti e realizzano freschissime scenografie d'avventura!

104333M  
Ella

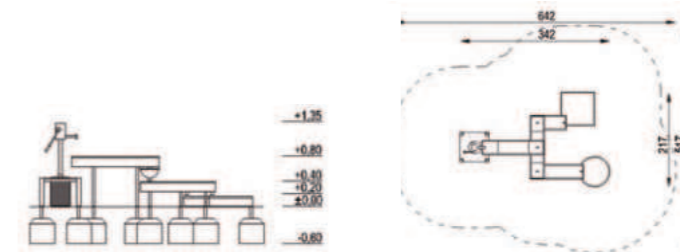


104982  
Water Play

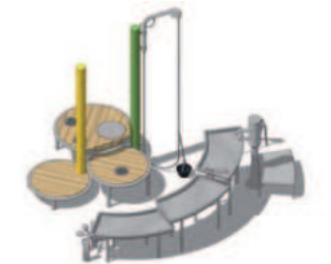
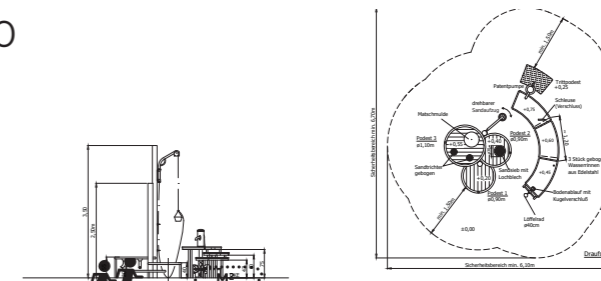


Deep mounting.

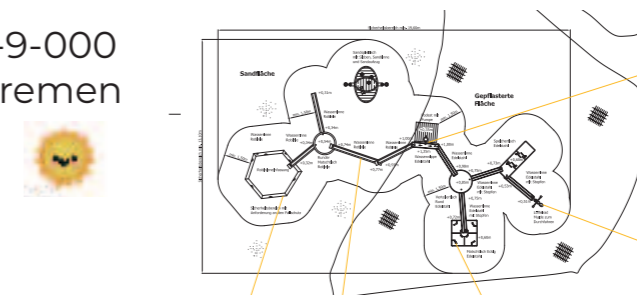
81001  
Water Play 1.0



09-2818-XVL-9-000  
Water and Sand  
Play Nordpark



09-0061-XXX-9-000  
Water Play Bremen



09-0028-XXR-9-001  
Small Water and  
Sand Play






ORIGINAL  
**euroform** W

Distributore in esclusiva per l'Italia:

euroform K. Winkler srl  
Via Daimer 67  
I-39032 Campo Tures (BZ)  
T +39 0474 678 131  
F +39 0474 678 648

info@euroform-w.it  
www.euroform-w.com



**Explore a new world of play!**